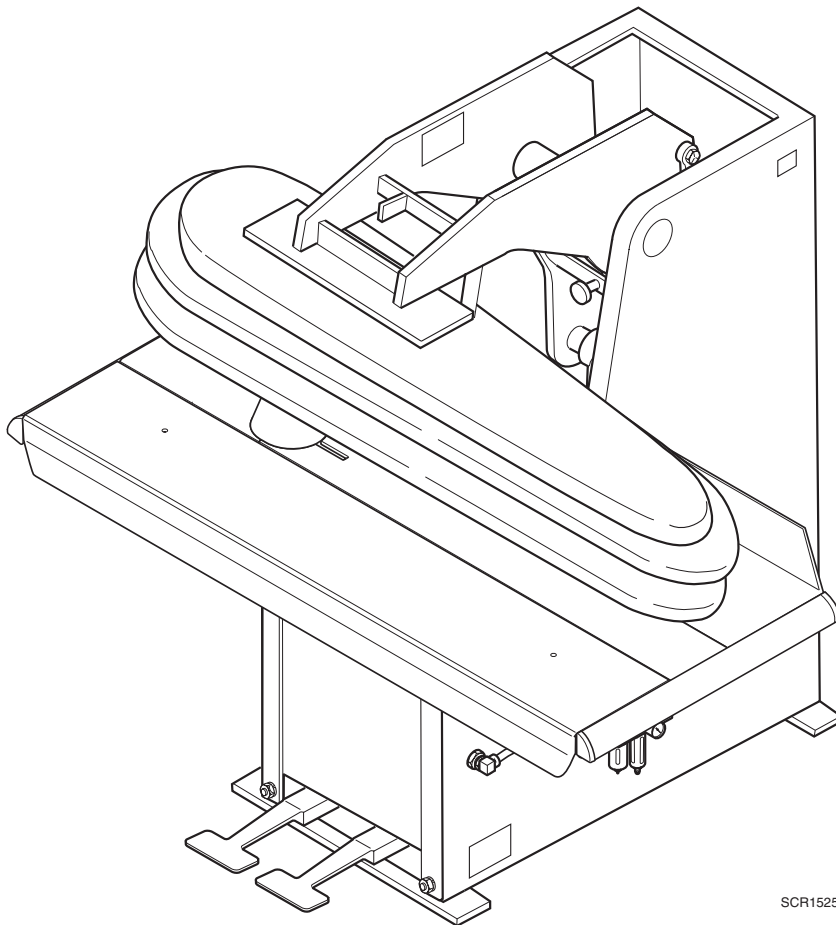


Dry Cleaning Presses

Models Starting April 1986

Refer to Page 3 for Model Numbers



SCR1525C

Table of Contents

Title	Page
Parts Ordering Information.....	4
Nameplate Location	4
Model Identification	5
Label Application – CE Models	6
Label Application – All Other Models	8
Frame and Pressure Arm Assembly (Drawing 1 of 2).....	10
Frame and Pressure Arm Assembly (Drawing 2 of 2).....	12
Pants Rest Assembly	14
Head Assembly	16
Buck Assembly	18
Stainless Steel Table Assembly – Models ADC18, AAOU45, ADC43, ADC45, ADC446, ADC446SE, ADCF446, ADCF446SE, DC18, AOU45, DC43, DC45, DC446, DC446SE, DCF446 and DCF446SE	20
Stainless Steel Table Assembly – Left; Models AAOU45 and AOU45	22
Table Angle and Attaching Hardware	24
Shock Absorber Assembly.....	26
Check Rod Assembly.....	28
Counterbalance Spring Components	30
CE Add On Components	32
Left Valve Assembly	34
Right Valve Assembly	36
Air System (Drawing 1 of 10)	38
Air System (Drawing 2 of 10)	40
Air System (Drawing 3 of 10)	42
Air System (Drawing 4 of 10)	44
Air System (Drawing 5 of 10)	46
Air System (Drawing 6 of 10)	48
Air System (Drawing 7 of 10)	50
Air System (Drawing 8 of 10)	52
Air System (Drawing 9 of 10)	54
Air System (Drawing 10 of 10)	56
Filter/Lubricator – All Models Through June 1997	58
Filter/Regulator/Lubricator Assembly – All Models Starting June 1997 Through December 1, 2004	60
Filter/Regulator/Lubricator Assembly – CE Models Starting December 2, 2004 Through February 9, 2005.....	62
Filter/Regulator/Lubricator Assembly – All Other Models Starting December 2, 2004 Through February 9, 2005 (Drawing 1 of 2)	64
Filter/Regulator/Lubricator Assembly – All Other Models Starting December 2, 2004 Through February 9, 2005 (Drawing 2 of 2)	66
Filter/Regulator/Mist Separator Assembly – CE Models Starting February 10, 2005	68
Filter/Regulator/Mist Separator Assembly – All Other Models Starting February 10, 2005	70
Air Strainer Assembly	72
Air Inlet Assembly – Models ADCF446, ADCF446SE, DCF446 and DCF446SE Starting August 1987 Through June 1997	74

© Copyright 2006, Alliance Laundry Systems LLC

All rights reserved. No part of the contents of this book may be reproduced or transmitted in any form or by any means without the expressed written consent of the publisher.

Air Inlet Assembly – Models ADC18, ADC43, ADC45, ADC446SE, ADC446, AAOU45, ADCF446, DC18, DC43, DC45, DC446SE, DC446, DCF446 and AOU45 Through April 1992	76
Air Inlet Assembly – All Models Except CE Models Starting June 1997	78
Air Inlet Assembly – CE Models	80
Rectangular Close Pushbutton Assembly	82
Rectangular Open Pushbutton Assembly	84
Round Pushbutton Components – Old Style	86
Round Pushbutton Components – New Style; Models Starting October 2003 Through February 2005	88
Round Pushbutton Components – New Style; Models Starting February 2005	90
Open Valve Assembly	92
Open Valve and Bracket Assembly	94
Open Pushbutton Valve Assembly	96
Lock Valve Fitting and Flow Control Assembly	98
Right Close Valve Assembly	100
Lock Valve Assembly	102
Valve Body Assembly	104
Reservoir Assembly	106
Emergency Stop Button Assembly	108
Reset Valve Assembly	110
Air Gauge Assembly	112
Closing Air Cylinder and Fitting Assembly – Models ADC18, ADC43, ADC45, ADC446SE, ADC446, AAOU45, DC18, DC43, DC45, DC446SE, DC446 and AOU45 Through June 2002	114
Closing Air Cylinder and Fitting Assembly – Models ADCF446, ADCF446SE, DCF446 and DCF446SE Through June 2002	116
Closing Cylinder Assembly – Models Starting February 11, 2005	118
Pressing Cylinder and Valve Assembly – Models through June 2002	120
Pressing Cylinder Assembly – Models Starting June 2002	122
Vacuum Pedal Base Assembly – Models AAOU45 and AOU45	124
Vacuum Pedal Base Assembly – Models ADC18, ADC43, ADC45, ADC446SE, ADC446, ADCF446, ADCF446SE, DC18, DC43, DC45, DC446SE, DC446, DCF446 and DCF446SE	126
Steam Pedal Base Assembly – Models AAOU45 and AOU45	128
Steam Pedal Base Assembly – Models ADC18, ADC43, ADC45, ADC446SE, ADC446, ADCF446, ADCF446SE, DC18, DC43, DC45, DC446SE, DC446, DCF446 and DCF446SE	130
Head Locking Components	132
Air Vacuum Valve Assembly – Models Starting December 1986 Through April 1990	134
Air Vacuum Valve Assembly – Models Starting April 1990	136
Regulator Assembly – Models through April 1989	138
Regulator Assembly – Models Starting April 1989	140
Dump Valve and Fittings Assembly	142
Diaphragm Assembly	144
Shuttle Valve and Fitting Assembly	146
Actuator Valve Assembly	148
Steam System	150
Steam Inlet	152
Handle and Bracket Assembly	154
Head Steam Valve Actuating Assembly	156
Buck Steam Valve Actuating Assembly – Models Through December 1986	158
Buck Steam Valve Actuating Assembly – Models Starting December 1986	160
Steam Valve Assembly	162

Steam Actuator Assembly	164
Steam Actuator Bracket Assembly	166
Steam Vacuum System	168
Manual Spray with Copper Coil – Models Starting June 1997 Through October 2002.....	170
Manual Spray and Condenser Coil Assemblies – Models Starting October 2002	172
Iron Support Assembly	174
Steam Iron and Sleeve Board Assemblies	176
Optional Hand Steam Iron Components – Models ADCF446, ADCF446SE, DCF446 and DCF446SE Starting December 1986 Through October 2002	178
Optional Hand Steam Iron Components – Models AAOU45 and AOU45 Starting March 1987 Through October 2002 180	
Optional Hand Steam Iron Components – Models ADC18, ADC43, ADC45, ADC446SE, ADC446, ADCF446, DC18, DC43, DC45, DC446SE, DC446 and DCF446 Starting April 1992 Through June 1997	182
Optional Hand Steam Iron Components – Models AAOU45 and AOU45 Starting June 1997 Through October 2002 184	
Water Gun Assembly	186
Timer Assembly	188
Control Assembly – Models ADCF446, ADCF446SE, DCF446 and DCF446SE Starting December 1986 Through June 1997	190
Control Assembly – Models ADCF446, ADCF446SE, DCF446 and DCF446SE Starting June 1997 (Drawing 1 of 2) 192	
Control Assembly – Models ADCF446, ADCF446SE, DCF446 and DCF446SE Starting June 1997 (Drawing 2 of 2) 194	
Parts Index	197

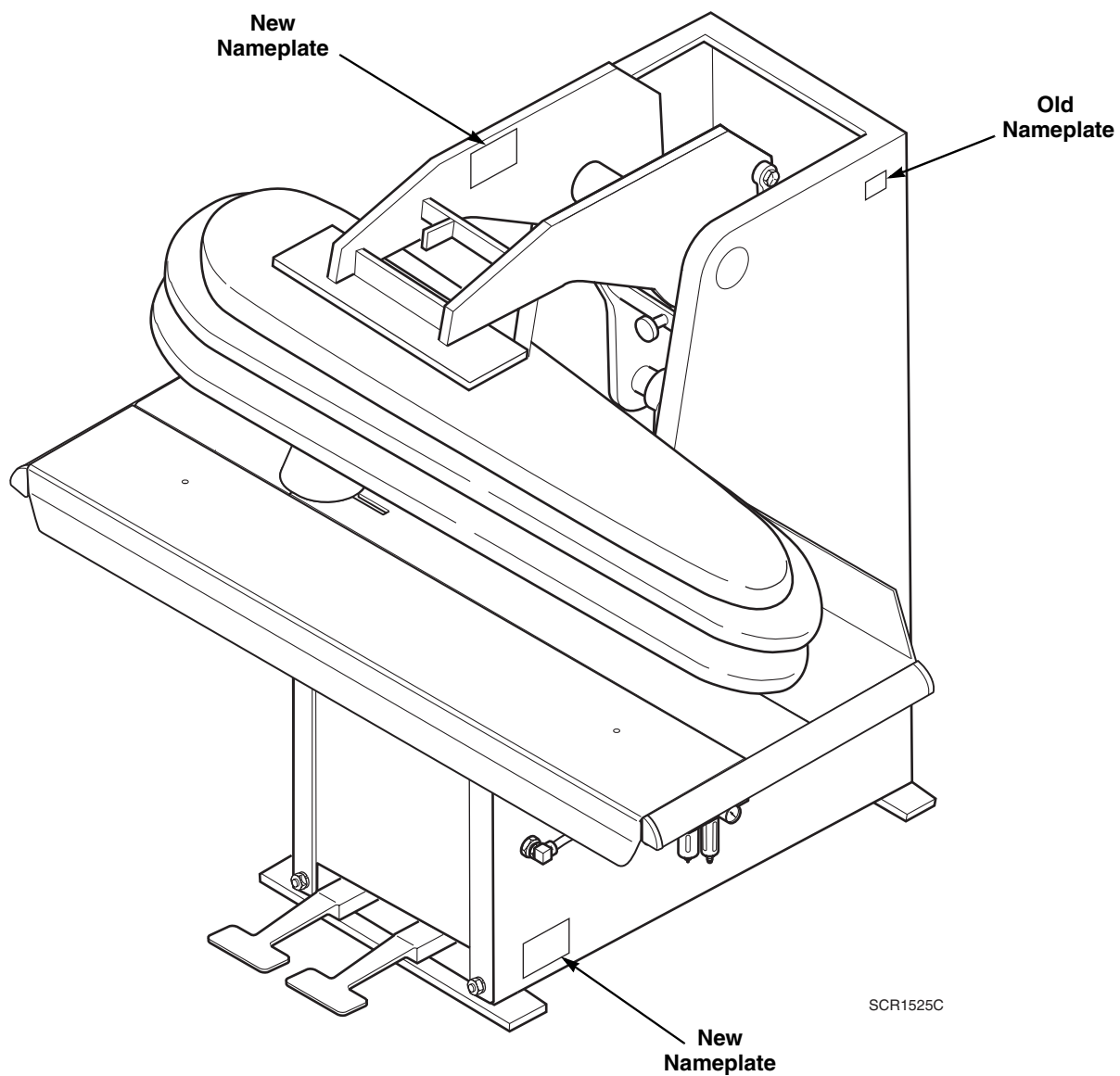
Parts Ordering Information

If literature or replacement parts are required, contact the source from whom the machine was purchased or contact Alliance Laundry Systems at (920) 748-3950 for the name and address of the nearest authorized parts distributor.

For technical assistance, call (920) 748-3121.

Nameplate Location

When calling or writing about your product, be sure to mention model and serial numbers. Model and serial numbers are located on nameplate(s) as shown.

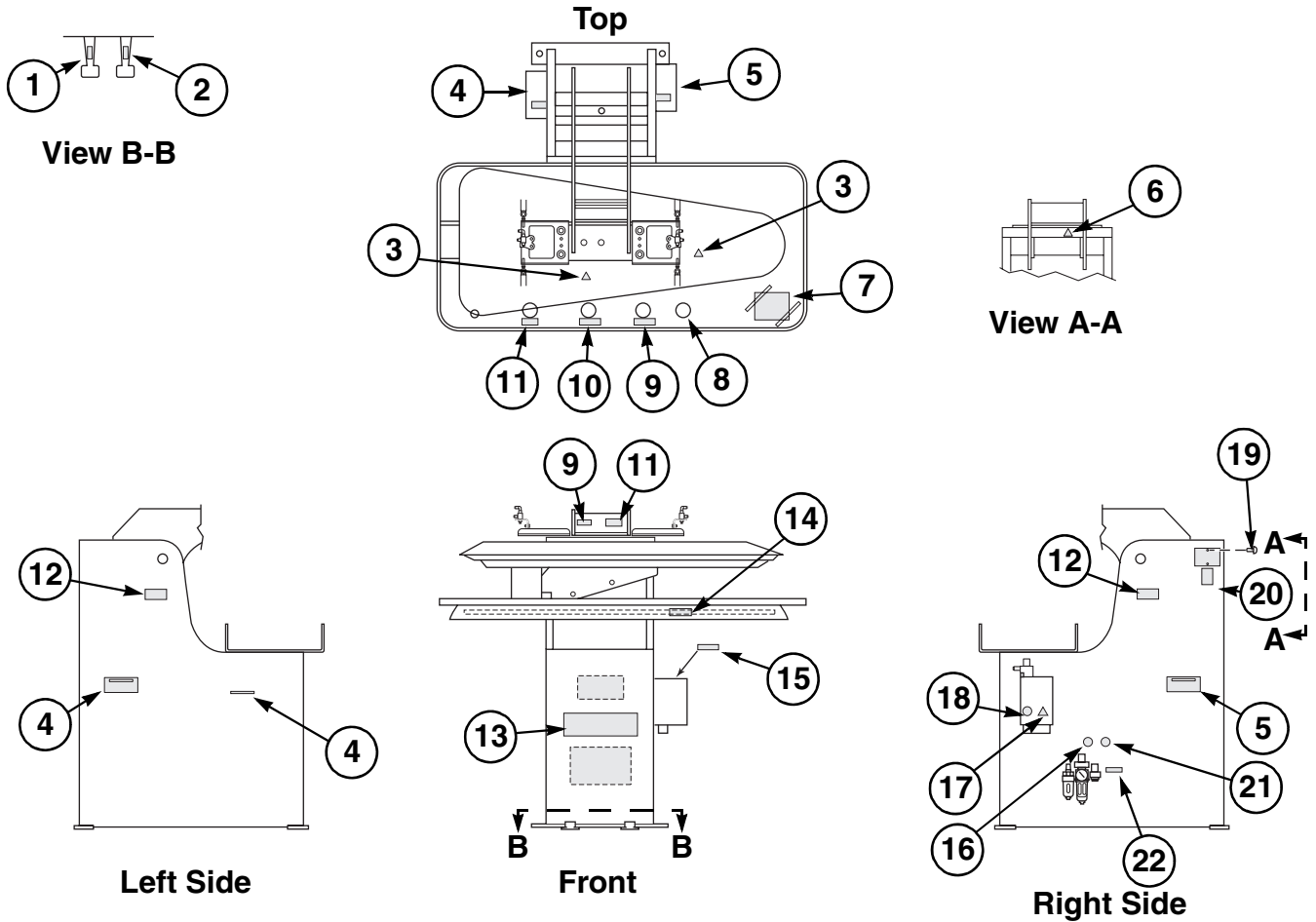


Model Identification

Information in this manual is applicable to these
Dry Cleaning Presses:

ADC18
ADC43
ADC45
ADC446
ADC446SE
ADCF446
ADCF446SE
AAOU45
DC18
DC43
DC45
DC446
DC446SE
DCF446
DCF446SE
AOU45

Label Application – CE Models



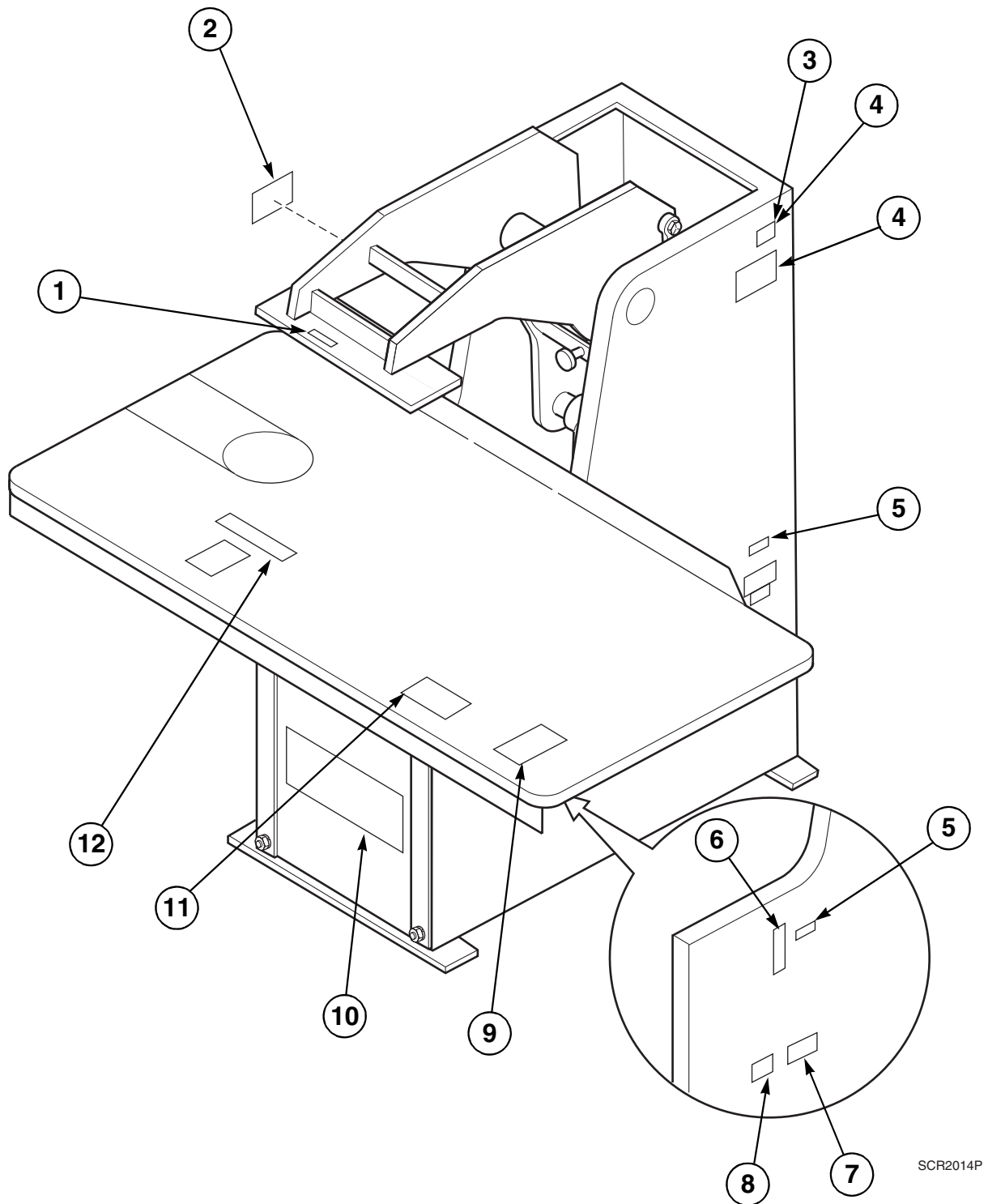
SCR1798B

Label Application – CE Models

REF	PART NO.	DESCRIPTION	COMMENTS
1	J1636018	Vacuum Label	
2	N/A	Steam Label	
3	J1636067	Burn Hazard Label	2 required
4	JA-17840	Steam Return Label	2 required
5	JA-17841	Steam Inlet Label	
6	J1550326	Safety Label	ISO Safety triangle
7	J33-013	Do Not Lift Table Label	
8	J1550300	Read Instruction Manual Label	ISO Safety triangle
9	N/A	Steam Label	
10	JA-35953	Open Label	
11	J1266543	Lock Label	
12	N/A	Hot Pipes Warning Decal	2 required
13	70240801	Nameplate Overlay	
14	JA-35954	Close Label	
15	N/A	Reset Label	
16	J1550540	Safety Label	ISO Safety triangle
17	J1550342	Safety Label	ISO Safety triangle
18	J1550334	Lockout Electrical Service Label	ISO Safety triangle
19	JC-51528	Blind Rivet	2 required
20	J1636075	Nameplate	
21	J1550359	Safety Label	ISO Safety triangle
22	JA-17842	Air Inlet Label	

N/A = Part no longer available

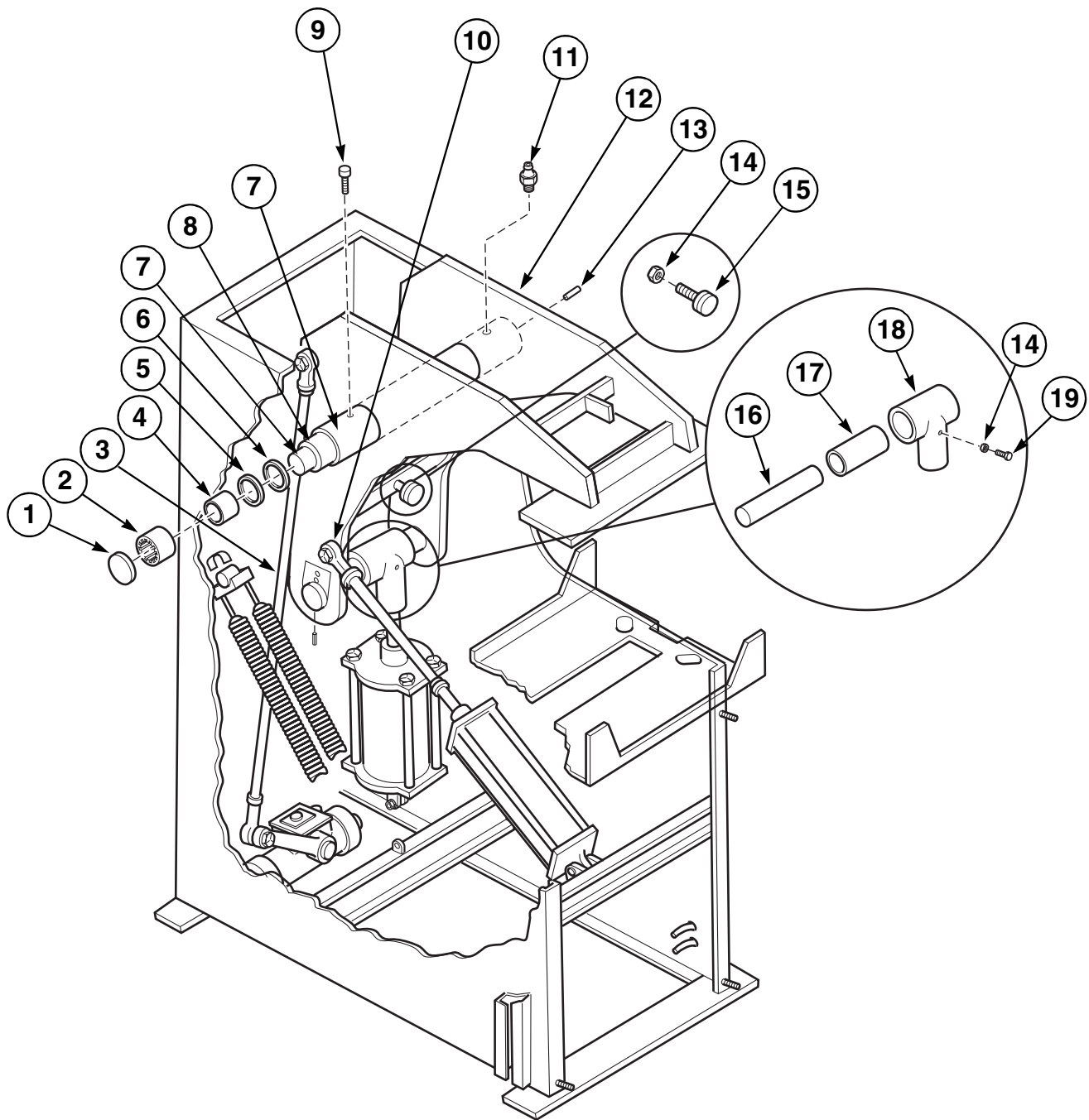
Label Application – All Other Models



Label Application – All Other Models

REF	PART NO.	DESCRIPTION	COMMENTS
1	J1266543	Lock Label	
2	JA-17841	Steam Inlet Label	
3	J200156500	Shut-Off Warning Decal	Service warning
4	JC-51528	Blind Rivet	4 required
5	JA-17840	Steam Return Label	2 required
6	J200139600	Lockout/Tagout Warning Decal	
7	J1326156	Air Pressure Label	80-100 psi
8	JA-17842	Air Inlet Label	
9	J33-013	Do Not Lift Table Label	
10	70240801	Nameplate Overlay	
11	JA-35954	Close Label	
12	JA-35953	Open Label	

Frame and Pressure Arm Assembly (Drawing 1 of 2)

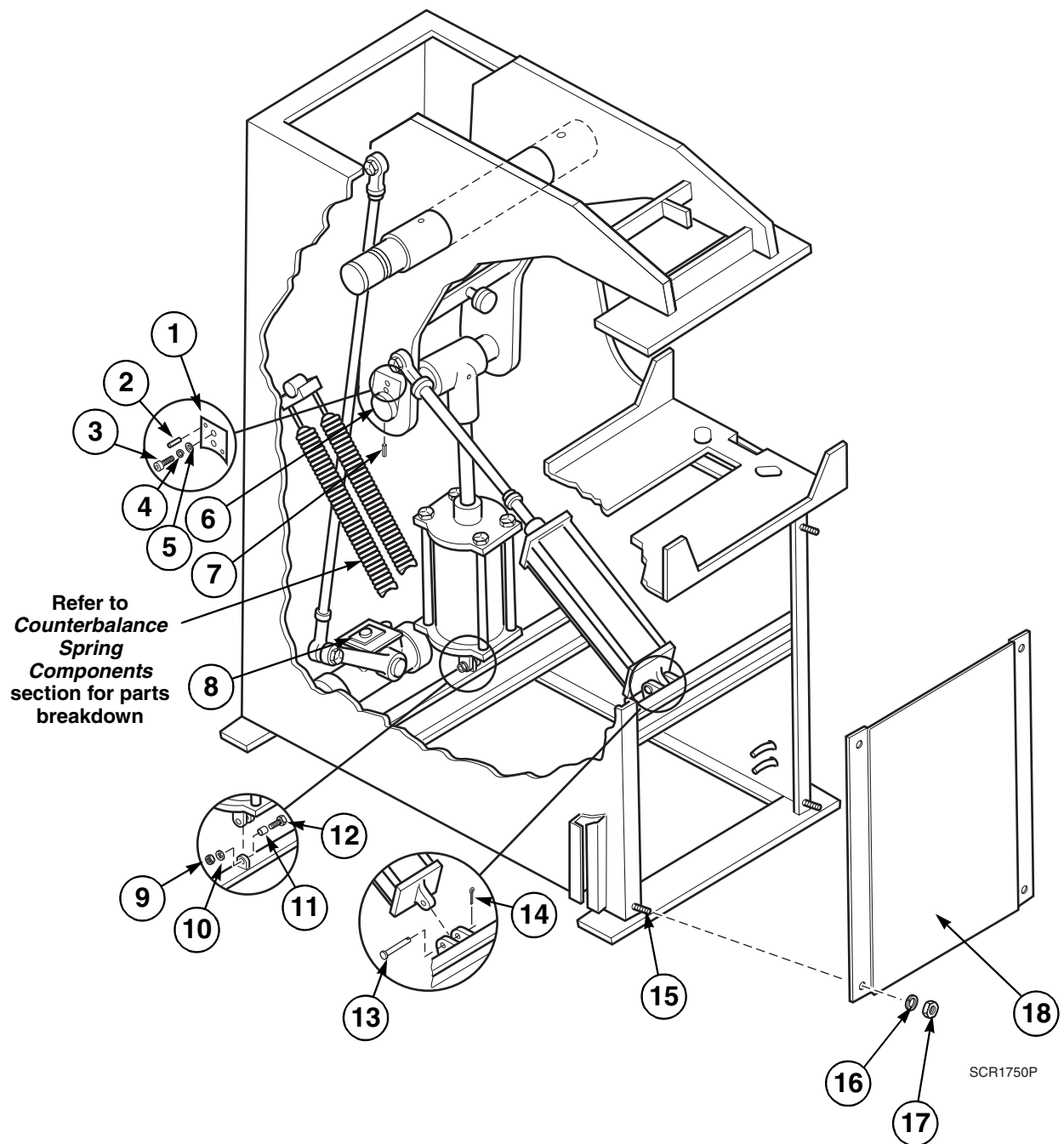


SCR1677P

Frame and Pressure Arm Assembly (Drawing 1 of 2)

REF	PART NO.	DESCRIPTION	COMMENTS
	JA-04358	Air Cylinder Clevis Assembly	Includes items 14 and 18
1	JA-30139	Disc	Trunnion; 2 required
2	JA-50892	Needle Bearing	2 required
3	JA-82474	Check Rod Assembly	Refer to <i>Check Rod Assembly</i> section for parts breakdown
4	JA-50893	Inner Race Bearing	2 required
5	JA-15175	Washer	Models starting April 1992
6	J1422278	Washer	Models starting April 1992
7	JA-24941	Pressure Arm Shaft	
8	JA-25029	Spacer	
9	JA-51778	Screw	Models starting April 1992
	JA-54394	Pipe Plug	Models through April 1992
10	JA-51594	Screw	Models through March 1987
11	J1012111	Straight Grease Fitting	
12	J200047100	Pressure Arm Weldment	Models ADC18 and DC18
	J200046900	Pressure Arm Weldment	All other models
13	JA-50362	Screw	2 required
14	70142	Nut	2 required
15	J1042480	Bumper	
16	J1474709	Clevis Shaft	
17	JA-50904	Oilless Sleeve Bearing	2 required
18	JA-04358	Air Cylinder Clevis Assembly	
19	JA-50379	Screw	

Frame and Pressure Arm Assembly (Drawing 2 of 2)

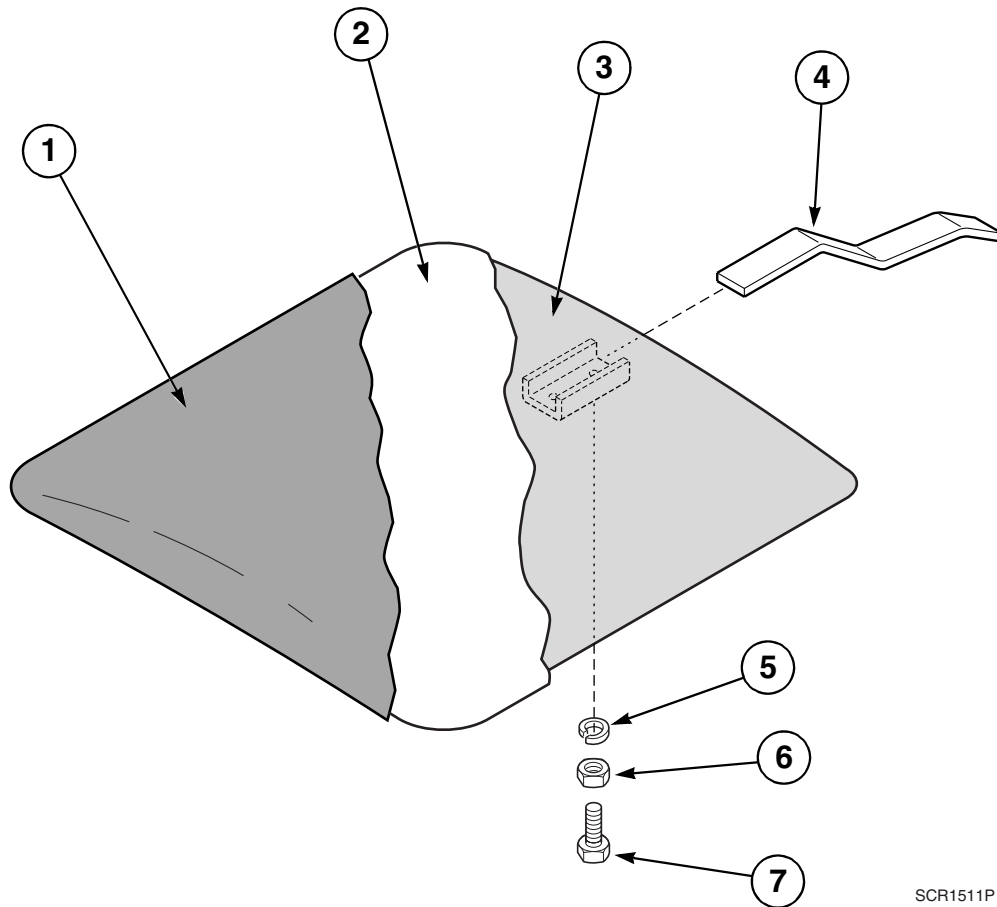


Frame and Pressure Arm Assembly (Drawing 2 of 2)

REF	PART NO.	DESCRIPTION	COMMENTS
	JA-50282	Screw	Used with items 13 and 14
	JA-54158	Washer	Used with items 13 and 14
	J1001338	Washer	Used with items 13 and 14
	JA-51035	Nut	Used with items 13 and 14
	JA-51941	Screw	2 required; Models ADCF446, ADCF446SE, DCF446 and DCF446SE starting August 1987
	JC-63342	Screw	2 required
	JC-30809	Straight Grease Fitting	Models through August 1987
1	J1474691	Pivot Pin Lock Key	
2	J1436799	Roll Pin	Models starting October 2000
3	JC-62516	Screw	Models starting October 2000
4	J1185073	Washer	Models starting October 2000
5	JC-80513	Washer	Models starting October 2000
6	J1474709	Clevis Shaft	Models starting October 2000
	JA-27760	Clevis Shaft	Models through October 2000
7	JA-50524	Cotter Pin	Models through June 1997
8	J1326057	Shock Absorber Assembly	Refer to <i>Shock Absorber Assembly</i> section for parts breakdown
9	J1000850	Nut	Models through March 1987
10	91200	Washer	Models through March 1987
11	JA-55082	Spherical Bearing	
12	JC-62496	Screw	Models through March 1987
13	JA-53333	Clevis Pin	
14	JC-54791	Cotter Pin	
15	F390301	Stud	
16	J1001007	Washer	4 required; Models starting June 1997
17	20275	Nut	4 required; Models starting June 1997
18	JA-27801	Front Cover	

Pants Rest Assembly

Models ADCF446, ADCF446SE, ADC446SE, ADC446, DCF446, DCF446SE, DC446SE and DC446

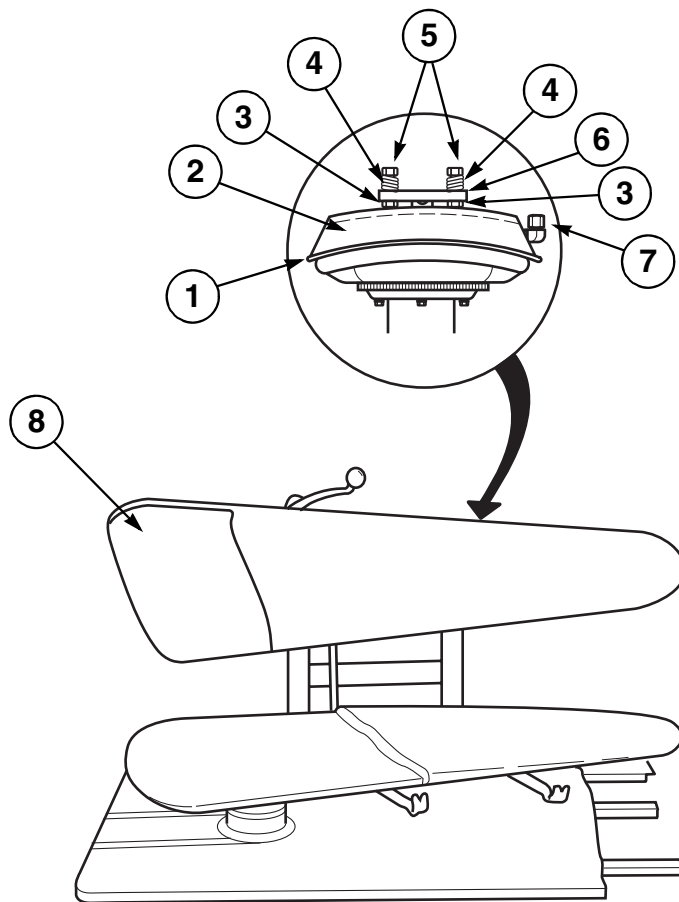


SCR1511P

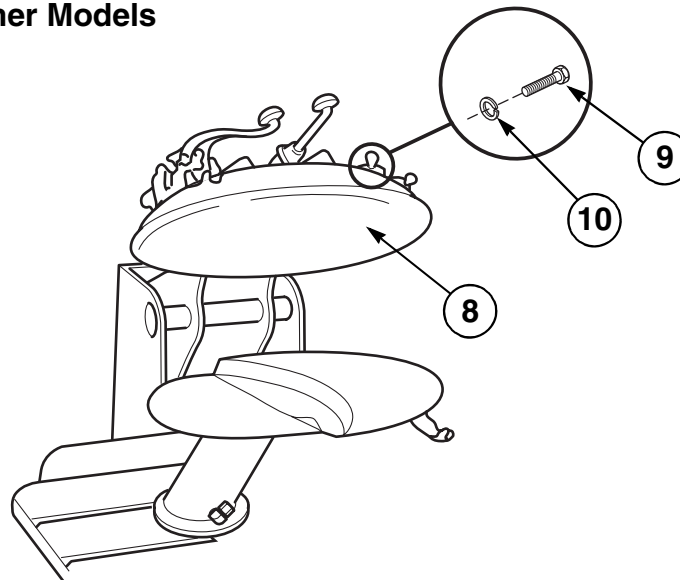
Pants Rest Assembly

REF	PART NO.	DESCRIPTION	COMMENTS
	J1632074	Pants Rest Assembly	Includes items 1-7
1	J1632082	Pants Rest Cover	
2	J1632090	Pants Rest Padding	
3	J1632066	Pants Rest Weldment	
4	J1632058	Pants Rest Bar	
5	J1001007	Washer	4 required
6	20275	Nut	4 required
7	J1001726	Screw	4 required

Head Assembly



All Other Models



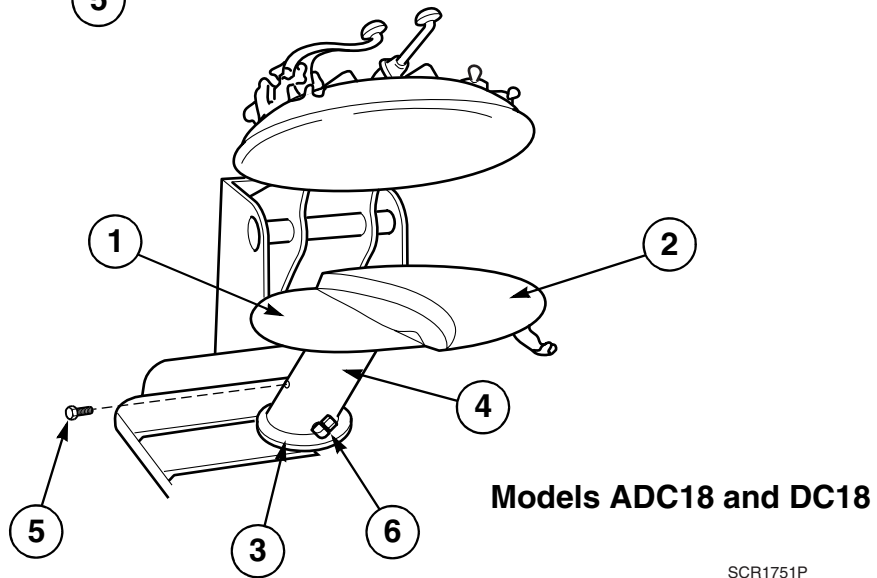
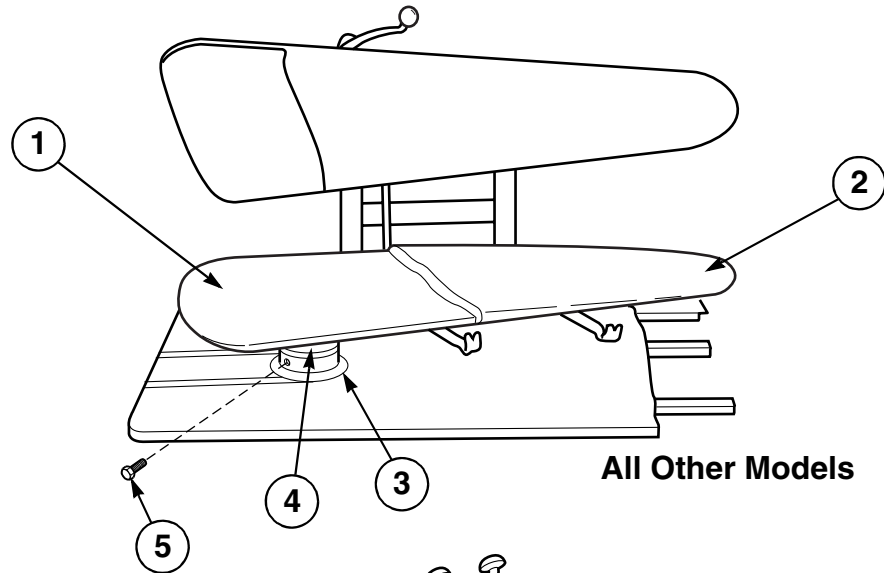
Models ADC18 and DC18

SCR1679P

Head Assembly

REF	PART NO.	DESCRIPTION	COMMENTS
1	J1017375	Head Weldment	Models ADC18 and DC18
	JA-81917	Head Weldment	Models ADC43 and DC43
	JA-81924	Head Weldment	Models ADC45 and DC45
	JA-81919	Head Weldment	Models ADC446SE, ADCF446SE, DC446SE and DCF446SE
	JA-81914	Head Weldment	Models ADC446, ADCF446, DC446 and DCF446
	JA-82136	Head Weldment	Right; Models AAOU45 and AOU45
	J1282342	Right Head Weldment	Left; Models AAOU45 and AOU45
2	J1036680	Head Cover	Models ADC18 and DC18
	JA-27495	Head Cover	Models ADC43 and DC43
	JA-27494	Head Cover	Models ADC45 and DC45
	JA-27264	Head Cover	Models ADC446SE, ADCF446SE, DC446SE and DCF446SE
	JA-27504	Head Cover	Models ADC446, ADCF446, DC446 and DCF446
	JA-22281	Head Cover	Right; Models AAOU45 and AOU45
	JA-25687	Head Cover	Left; Models AAOU45 and AOU45
3	JA-52395	Nut	
	J1210988	Nut	Models ADCF446SE and DCF446SE starting August 1987
4	JA-51340	Compression Spring	4 required starting April 1992
	JA-51372	Compression Spring	4 required; Models AAOU45 and AOU45 starting March 1987 through April 1992
5	JC-62496	Screw	Models starting April 1992
	J1123389	Screw	Models through April 1992
	JA-50900	Screw	Models ADCF446SE and DCF446SE starting August 1987
	JA-51594	Screw	Models ADCF446SE and DCF446SE through August 1987
6	JA-12968	Head Spacer	Models ADC45 and DC45
7	JA-54456	Street Pipe Elbow	All models except ADC18 and DC18
8	J1265933	Grid Plate	Models ADC18 and DC18
	J1355858	Cover Grid Plate	Models ADC43 and DC43
	J1355841	Cover Grid Plate	Right and left; Models ADC45, AAOU45, DC45 and AOU45
	J1265974	Cover Grid Plate	Models ADC446SE, ADCF446SE, DC446SE and DCF446SE
	J1265966	Cover Grid Plate	Models ADC446, ADCF446, DC446 and DCF446
9	J1123389	Screw	4 required; Models starting April 1992
10	M400014	Washer	4 required; Models starting April 1992

Buck Assembly



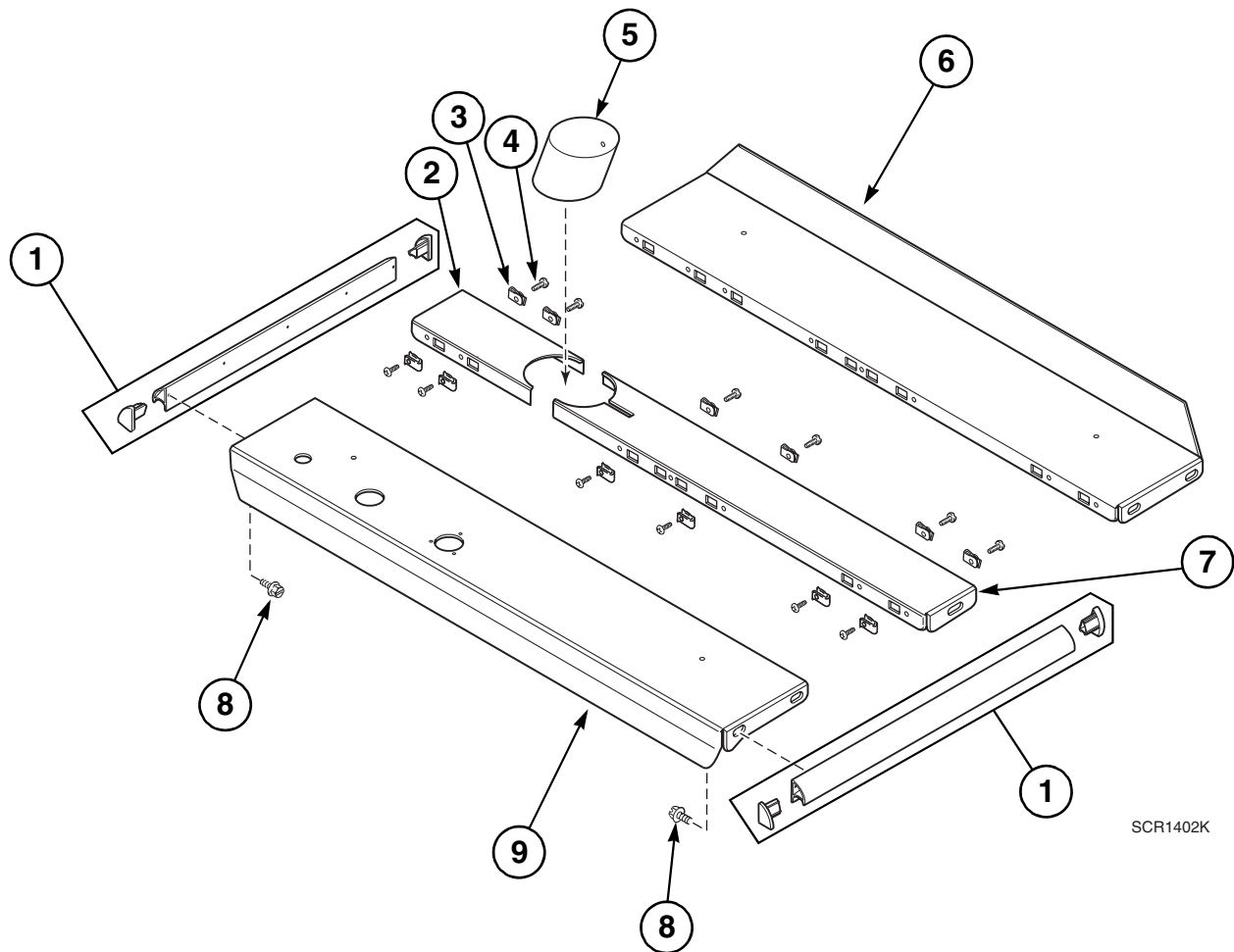
SCR1751P

Buck Assembly

REF	PART NO.	DESCRIPTION	COMMENTS
1	J1061753P	Buck Weldment	Models ADC18 and DC18
	JA-82114	Buck Weldment	Models ADC43 and DC43
	JA-82116P	Buck Weldment	Models ADC45 and DC45
	JA-82120	Buck Weldment	Models ADC446SE, ADCF446SE, DC446SE and DCF446SE
	JA-82119P	Buck Weldment	Models ADC446, ADCF446, DC446 and DCF446
	JA-82012P	Buck Weldment	Right and left; Models AAOU45 and AOU45
2	JA-53172	Padding Set	Models ADC18 and DC18
	J1047166	Padding Set	Models ADC43 and DC43
	JA-53199	Padding Set	Right and left; Models ADC45, AAOU45, DC45 and AOU45
	JA-53547	Padding Set	Models ADC446SE, ADCF446SE, DC446SE and DCF446SE
	JA-53520	Padding Set	Models ADC446, ADCF446, DC446 and DCF446
3	JA-51361	Moulding Ring	
4	J0637253-00	Anvil Cover Assembly	Models ADC18 and DC18
	JA-08688	Anvil Cover Assembly	Models ADC43, ADC45, ADC446SE, ADC446, ADCF446, ADCF446SE, DC43, DC45, DC446SE, DC446, DCF446 and DCF446SE
	J0637255-00	Anvil Cover Assembly	Models AAOU45 and AOU45
5	JC-61608	Screw	
6	J1151620	Compression Elbow	

Stainless Steel Table Assembly – Models ADC18, AAOU45, ADC43, ADC45, ADC446, ADC446SE, ADCF446, ADCF446SE, DC18, AOU45, DC43, DC45, DC446, DC446SE, DCF446 and DCF446SE

Replaces Old Style Formica Tables

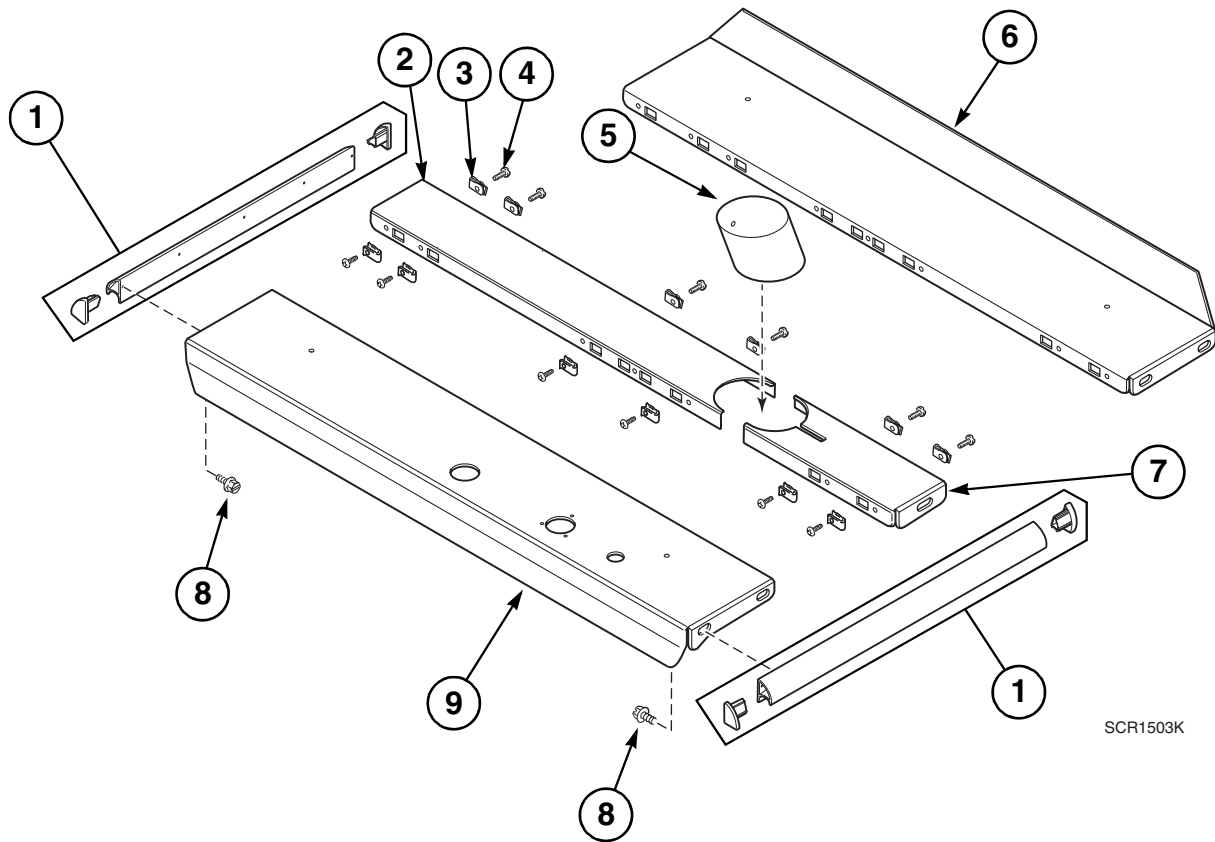


Stainless Steel Table Assembly – Models ADC18, AAOU45, ADC43, ADC45, ADC446, ADC446SE, ADCF446, ADCF446SE, DC18, AOU45, DC43, DC45, DC446, DC446SE, DCF446 and DCF446SE

REF	PART NO.	DESCRIPTION	COMMENTS
	J200164200	Table Assembly	Models ADC18 and DC18
	J200163800	Table Assembly	Models AAOU45 and AOU45
	J200160400	Table Assembly	Models ADC43, ADC45, ADC446, DC43, DC45, DC446
	J200163700	Table Assembly	Models ADCF446 and DCF446
	J200205100	Table Assembly	CE models
1	70154401	Handle and Caps Assembly	2 required
2	J0636942-00	Short Center Table	Models ADC18, AAOU45, DC18 and AOU45
	J0636940-00	Short Center Table	Models ADC43, ADC45, ADC446, ADCF446, DC43, DC45, DC446 and DCF446
3	36020	Nut	8 required for models ADC18 and DC18, 12 required for models AAOU45, ADC43, ADC45, ADC446, ADCF446, AOU45, DC43, DC45, DC446 and DCF446
4	J1185107	Screw	8 required for models ADC18 and DC18, 12 required for models AAOU45, ADC43, ADC45, ADC446, ADCF446, AOU45, DC43, DC45, DC446 and DCF446
5	J0637257-00	Anvil Cover Assembly	Models ADC18 and DC18
	J0637255-00	Anvil Cover Assembly	Models AAOU45 and AOU45
	J0637253-00	Anvil Cover Assembly	Models ADC43, ADC45, ADC446, ADCF446, DC43, DC45, DC446 and DCF446
6	J0636936-00	Rear Table	Models ADC18 and DC18
	J0636939-00	Rear Table	Models AAOU45, ADC43, ADC45, ADC446, ADCF446, AOU45, DC43, DC45, DC446 and DCF446
7	J0636938-00	Long Center Table	Models ADC18 and DC18
	J0636943-00	Long Center Table	Models AAOU45 and AOU45
	J0636941-00	Long Center Table	Models ADC43, ADC45, ADC446, ADCF446, DC43, DC45, DC446 and DCF446
8	J1414788	Screw	10 required
9	J200039800	Front Table	Models ADC18 and DC18
	J200039600	Front Table	Models AAOU45 and AOU45
	J200030000	Front Table	Models ADC43, ADC45, ADC446, DC43, DC45, DC446
	J200039400	Front Table	Models ADCF446 and DCF446

Stainless Steel Table Assembly – Left; Models AAOU45 and AOU45

Replaces Old Style Formica Tables

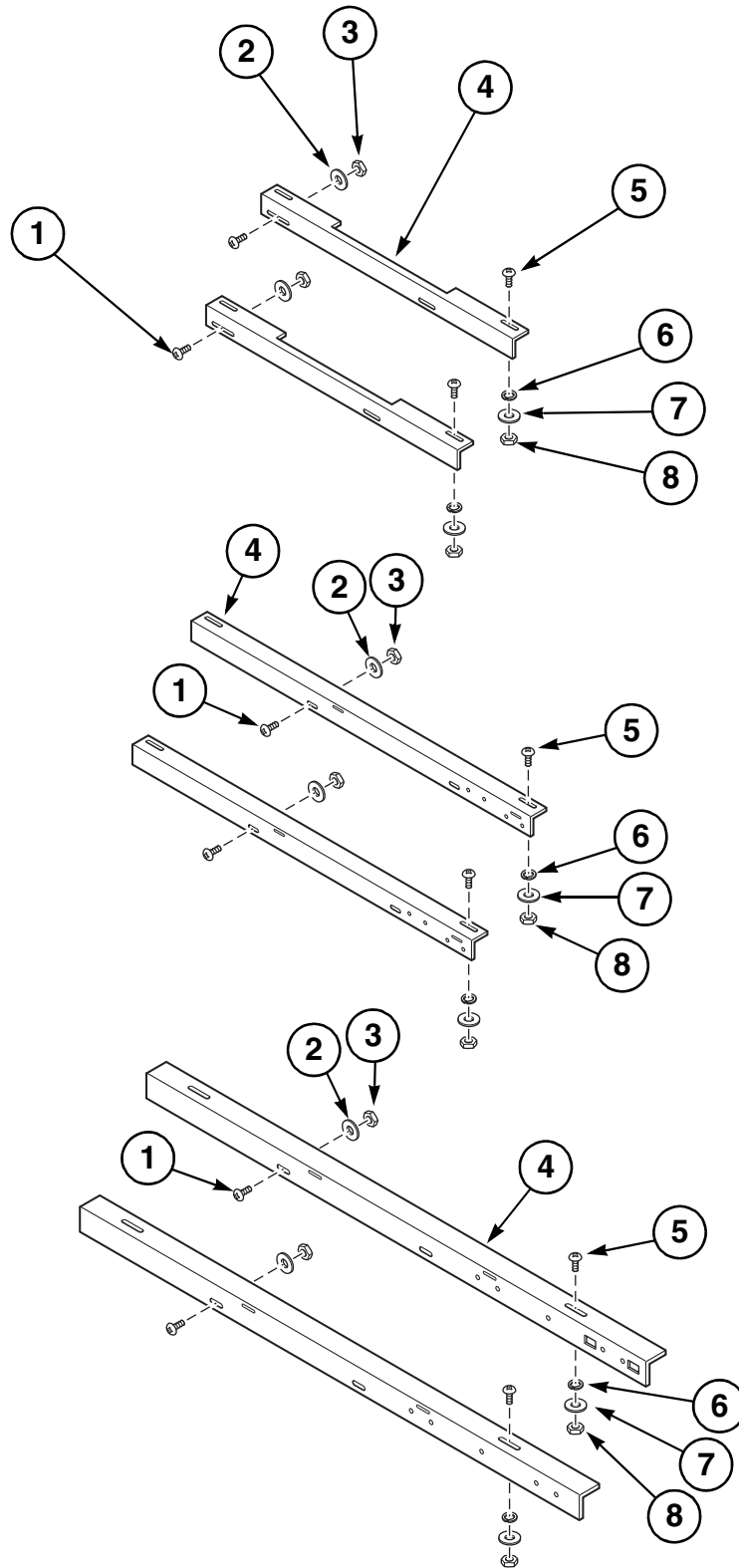


Stainless Steel Table Assembly – Left; Models AAOU45 and AOU45

REF	PART NO.	DESCRIPTION	COMMENTS
	J200164000	Table Assembly	
1	70154401	Handle and Caps Assembly	2 required
2	J0636943-00	Long Center Table	
3	36020	Nut	12 required
4	J1185107	Screw	12 required
5	J0637255-00	Anvil Cover Assembly	
6	J0636939-00	Rear Table	
7	J0636942-00	Short Center Table	
8	J1414788	Screw	10 required
9	J200039700	Front Table	

Table Angle and Attaching Hardware

Replaces Old Style Angles Used With Old Style Formica Tables

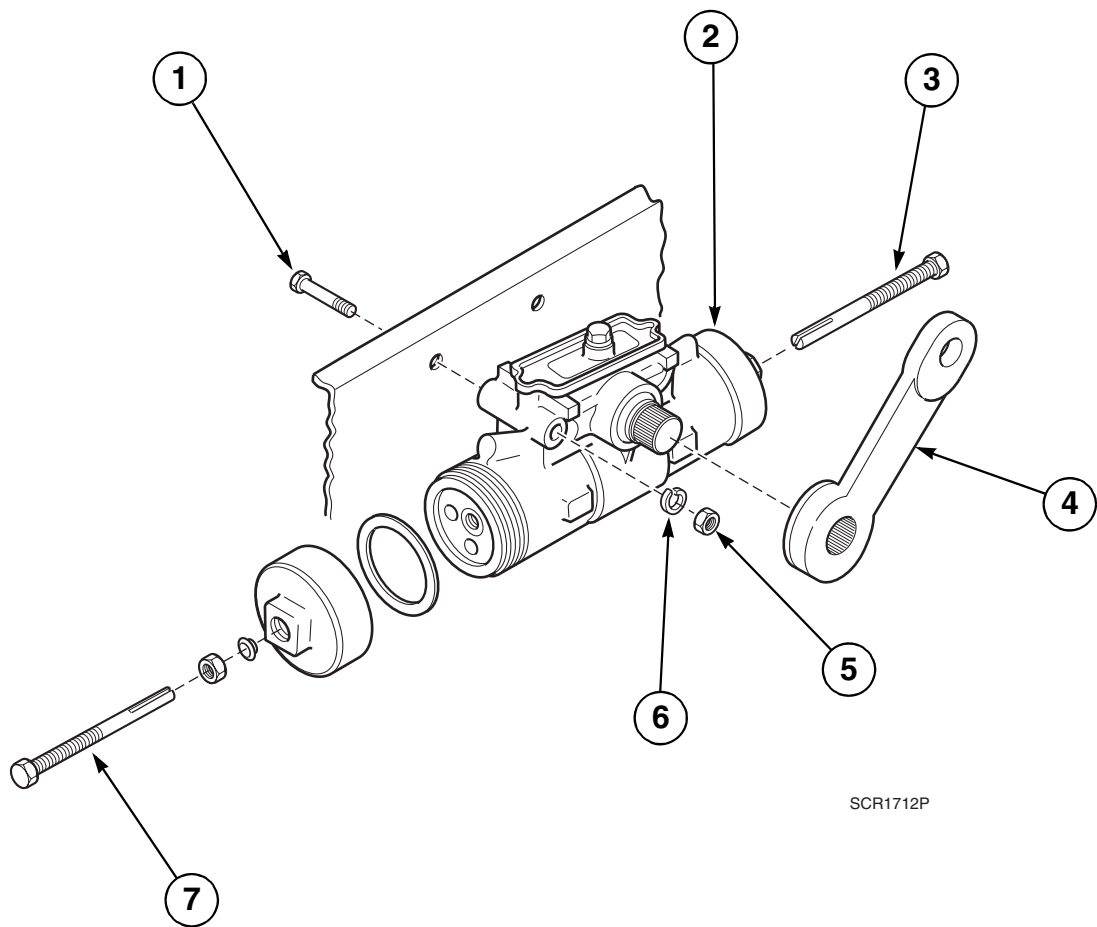


SCR1785B

Table Angle and Attaching Hardware

REF	PART NO.	DESCRIPTION	COMMENTS
1	M400056	Screw	4 required
2	F430304	Washer	8 required
3	F430233	Nut	4 required
4	J0636946-00	Table Angle	2 required; Models ADC18 and DC18
	J0636947-00	Table Angle	2 required; Models ADC43, ADC45, ADC446, ADCF446, DC43, DC45, DC446 and DCF446
	J0636948-00	Table Angle	2 required; Left; Models AAOU45 and AOU45
	J0636949-00	Table Angle	2 required; Right; Models AAOU45 and AOU45
5	F432234	Screw	4 required
6	M400013	Washer	8 required for models ADC18 and DC18; 4 required for all other models
7	JC-80583	Washer	8 required for models ADC18 and DC18 and 4 required for all other models
8	20275	Nut	8 required for models ADC18 and DC18 and 4 required for all other models

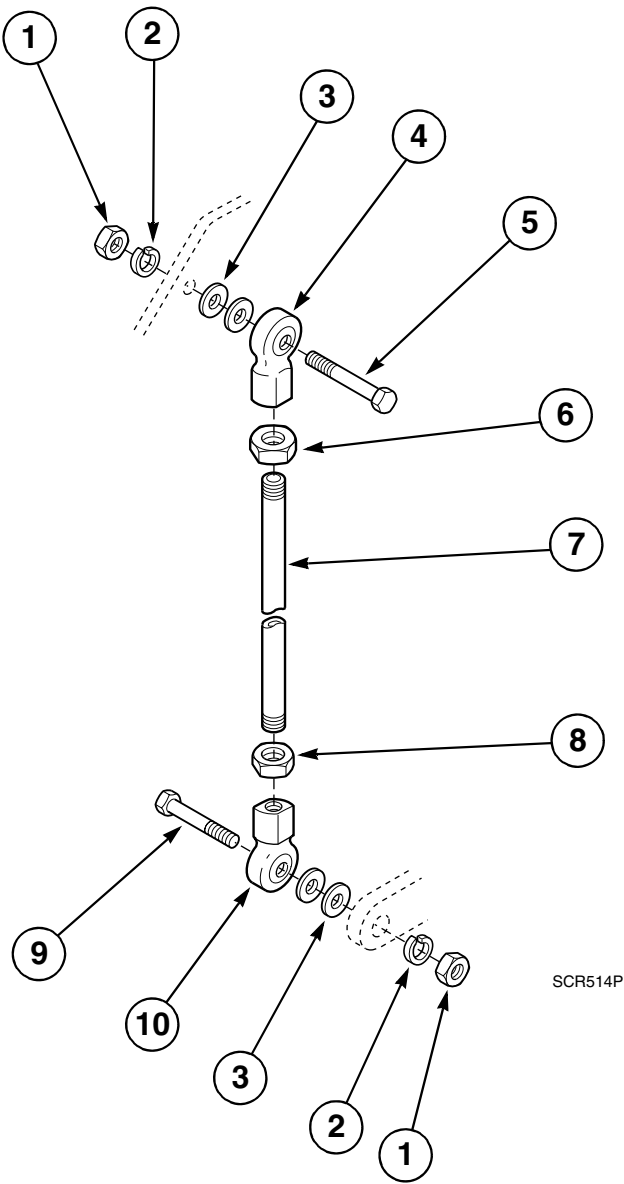
Shock Absorber Assembly



Shock Absorber Assembly

REF	PART NO.	DESCRIPTION	COMMENTS
	J1326057	Shock Absorber Assembly	Includes items 1-7
	J1010-000652	Shock Absorber Rebuild Kit	Includes end cap gasket, 3 adjusting screws, cylinder cover gasket, seal, plug and plug gasket
1	JA-50198	Screw	2 required
2	JA-53759	Shock Absorber	
3	JA-51832	Screw	
4	JA-51272	Shock Absorber Arm	
5	J1000850	Nut	2 required
6	JA-54158	Washer	2 required
7	JA-53760	Screw	

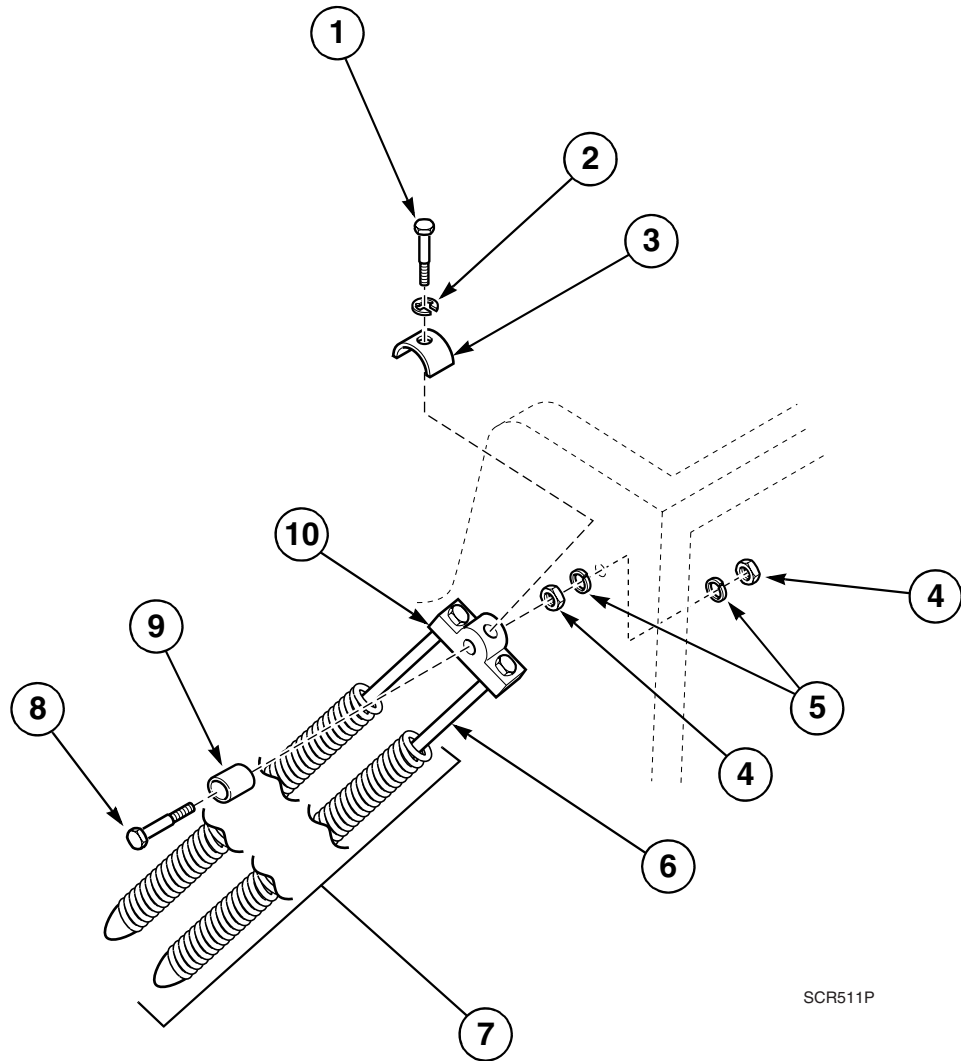
Check Rod Assembly



Check Rod Assembly

REF	PART NO.	DESCRIPTION	COMMENTS
	JA-82474	Check Rod Assembly	Includes items 1-10
1	JA-52031	Nut	2 required
2	JA-54158	Washer	2 required
3	J1001338	Washer	Use as required
4	JA-54141	Female Rod End Bearing	Left
5	JA-50282	Screw	
6	J1065689	Nut	
7	JA-27758	Check Rod	
8	JA-50434	Nut	
9	JA-50281	Screw	
10	JA-53961	Female Rod End Bearing	Right

Counterbalance Spring Components

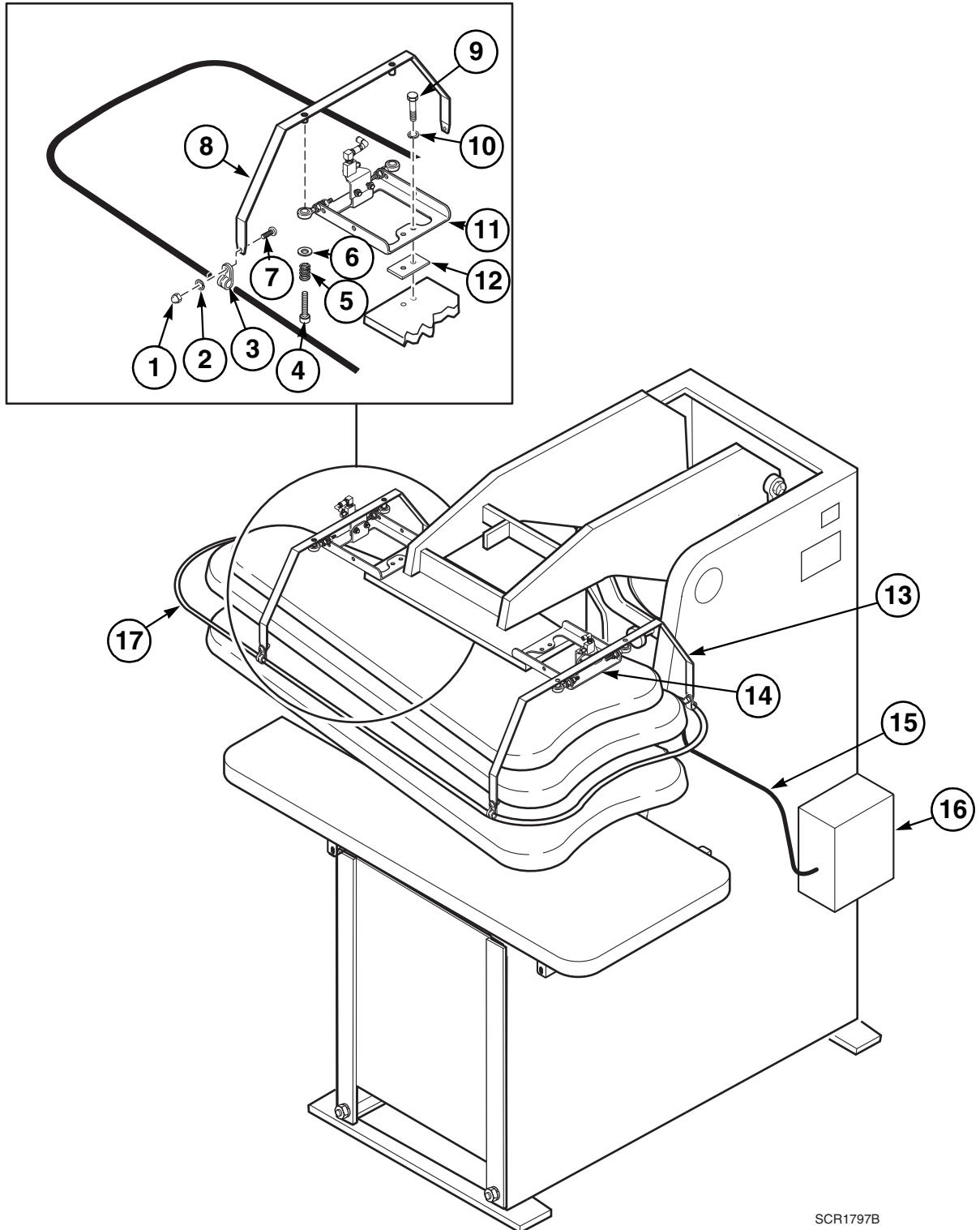


Counterbalance Spring Components

REF	PART NO.	DESCRIPTION	COMMENTS
1	M400044	Screw	
2	J1000975	Washer	
3	JA-15931	Spring Clip	
4	M400023	Nut	2 required
5	JA-53116	Washer	2 required
6	JA-12742	Bolt	Models ADC18 and DC18; 2 required; Grade 5; 3/8-16x12 inches
	JA-18003	Bolt	Models ADC43, ADC45, ADC446, ADC446SE, DC43, DC45, DC446, DC446SE; 2 required; Grade 5; 1/2-13x7 inches
7	JA-04887	Spring Assembly	No. 6B; 2 required; Models ADC18 and DC18
	JA-03942	Head Spring Assembly	No. 2; 2 required; All other models
	JA-03943	Head Spring Assembly	No. 3; 2 required; All other models
8	JA-55335	Screw	
9	JA-50896	Oilless Sleeve Bearing	
10	JA-05584	Left Spring Hanger	Includes item 9

CE Add On Components

CE Models



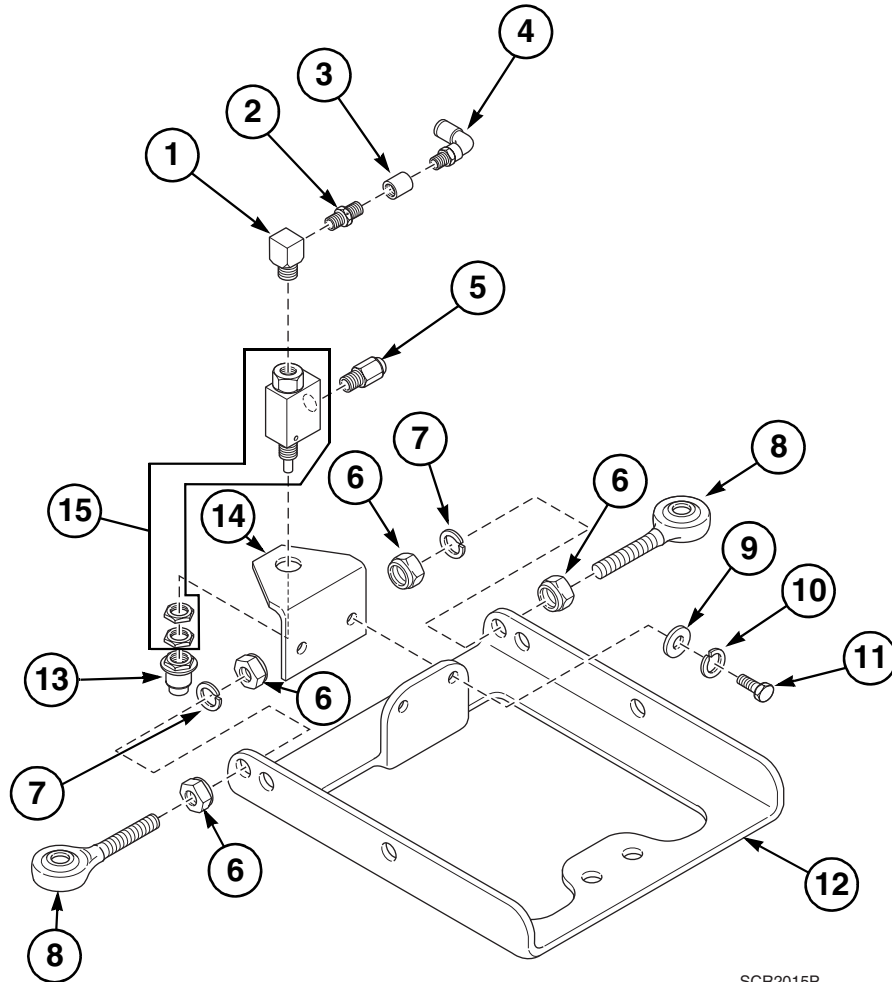
SCR1797B

CE Add On Components

REF	PART NO.	DESCRIPTION	COMMENTS
1	JA-51457	Nut	4 required
2	J1085992	Washer	4 required
3	J1631506	Tube Clip	4 required
4	J1631563	Screw	4 required
5	J1631571	Compression Spring	4 required
6	JC-80583	Washer	4 required
7	JA-53726	Screw	4 required
8	J1629534	Support Weldment	Large
9	J1111095	Screw	16 required
10	M400013	Washer	
11	J1629609	Valve Assembly	Left
12	J1631589	Ring Spacer	2 required
13	J1629542	Support Weldment	Small
14	J1629617	Valve Assembly	Right
15	JM-90527	Braided Sleeving Insulation	Use as required
16	J1631985	Steam Inlet Cover	
17	J1644657	Ring Weldment	

Left Valve Assembly

CE Models



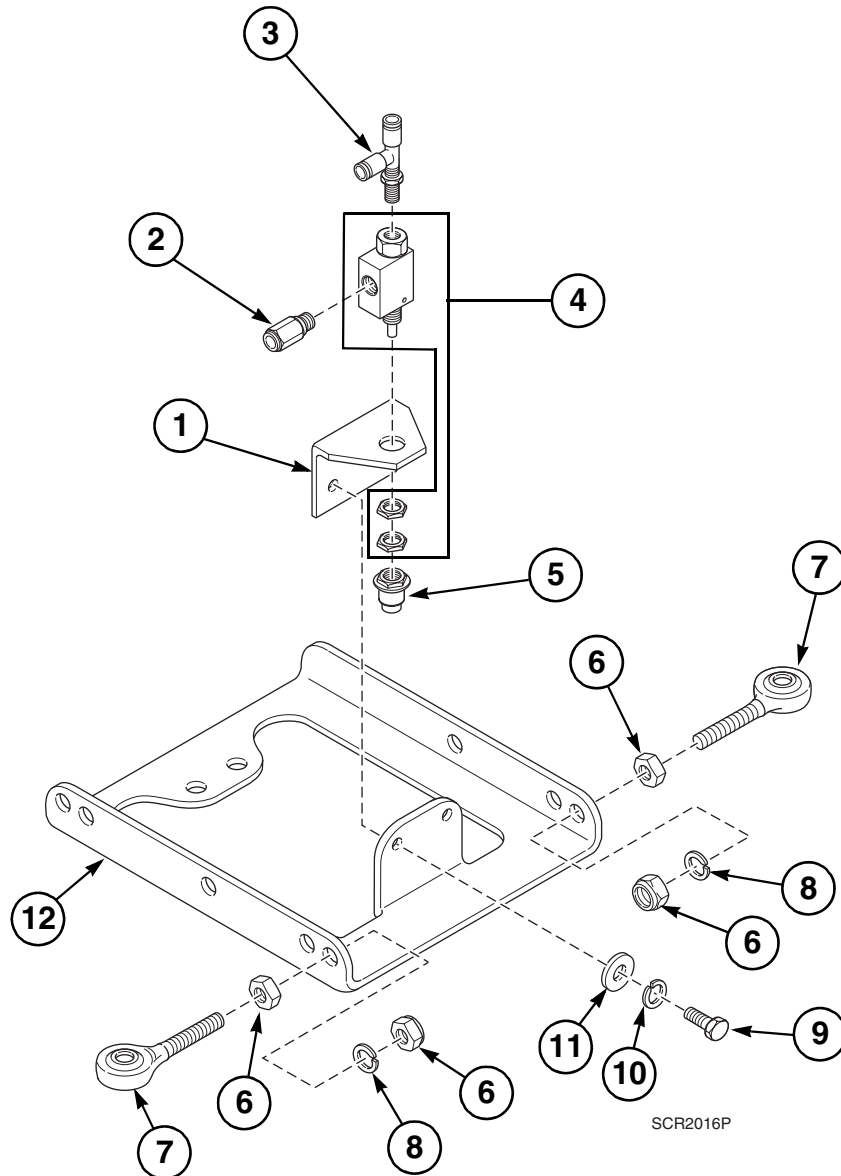
SCR2015P

Left Valve Assembly

REF	PART NO.	DESCRIPTION	COMMENTS
	J1629609	Valve Assembly	Includes items 1-15
1	J1381623	Street Elbow	
2	JA-54042	Check Valve	
3	J1018571	Pipe Coupling	
4	J1407741	Swivel Tubing Elbow	
5	J1408004	Connector	
6	JC-48157	Nut	4 required
7	M400013	Washer	2 required
8	J1631522	Rod End	2 required
9	JC-80513	Washer	2 required
10	J1185073	Washer	2 required
11	J1001726	Screw	2 required
12	J1628130	Lower Bracket	
13	J1579168	Pushbutton	Red
14	J1629112	Valve Bracket	
15	J1404607	3-Way Valve	

Right Valve Assembly

CE Models



Right Valve Assembly

REF	PART NO.	DESCRIPTION	COMMENTS
	J1629617	Valve Assembly	Includes items 1-12
1	J1629112	Valve Bracket	
2	J1408004	Connector	
3	J1407741	Swivel Tubing Elbow	
4	J1404607	3-Way Valve	
5	J1579168	Pushbutton	Red
6	JC-48157	Nut	4 required
7	J1631522	Rod End	2 required
8	M400013	Washer	2 required
9	J1001726	Screw	2 required
10	J1185073	Washer	2 required
11	JC-80513	Washer	2 required
12	J1628130	Lower Bracket	

Models ADC18, ADC43, ADC45, ADC446, ADC446SE, AAOU45, DC18, DC43, DC45, DC446, DC446SE and AOU45
Through April 1992

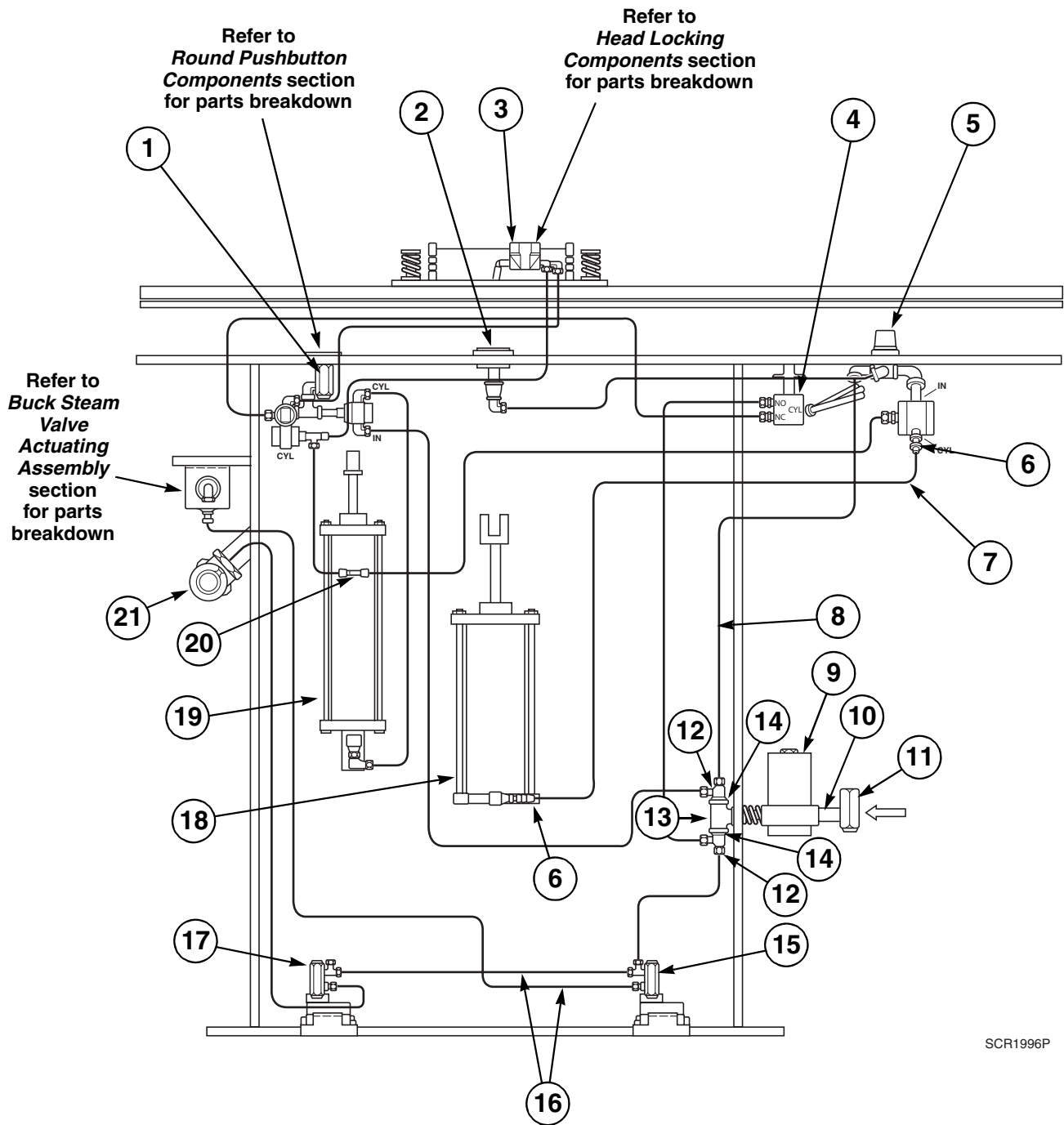


Air System (Drawing 1 of 10)

REF	PART NO.	DESCRIPTION	COMMENTS
	JM-95918P	Tubing	3/16 inch OD
	J1103970-00P	Tubing	1/4 inch OD
	J1356625	Air Hose	
1	JA-54396	Clamp	2 required
2	J1425875	Regulator Assembly	Refer to <i>Regulator Assembly</i> section for parts breakdown
3	JA-81267P	Air Gauge Assembly	Refer to <i>Air Gauge Assembly</i> section for parts breakdown
4	JKIT-00282	Actuating Assembly Kit	Refer to <i>Buck Steam Valve Actuating Assembly</i> section for parts breakdown
5	JA-24522	Pedal	2 required
6	J1387836	Pedal Base Assembly	Refer to <i>Steam Pedal Base Assembly</i> for parts breakdown
7	J1391150	Vacuum Pedal Base Assembly	Refer to <i>Vacuum Pedal Base Assembly</i> for parts breakdown
8	JA-81522	Pushbutton Valve	
9	J1425826	Air Cylinder and Valve Assembly	Refer to <i>Closing Air Cylinder and Fitting Assembly</i> for parts breakdown

Air System (Drawing 2 of 10)

Models ADC18, ADC43, ADC45, ADC446SE, ADC446, AAOU45, DC18, DC43, DC45, DC446SE, DC446 and AOU45
Starting April 1992 Through June 1997

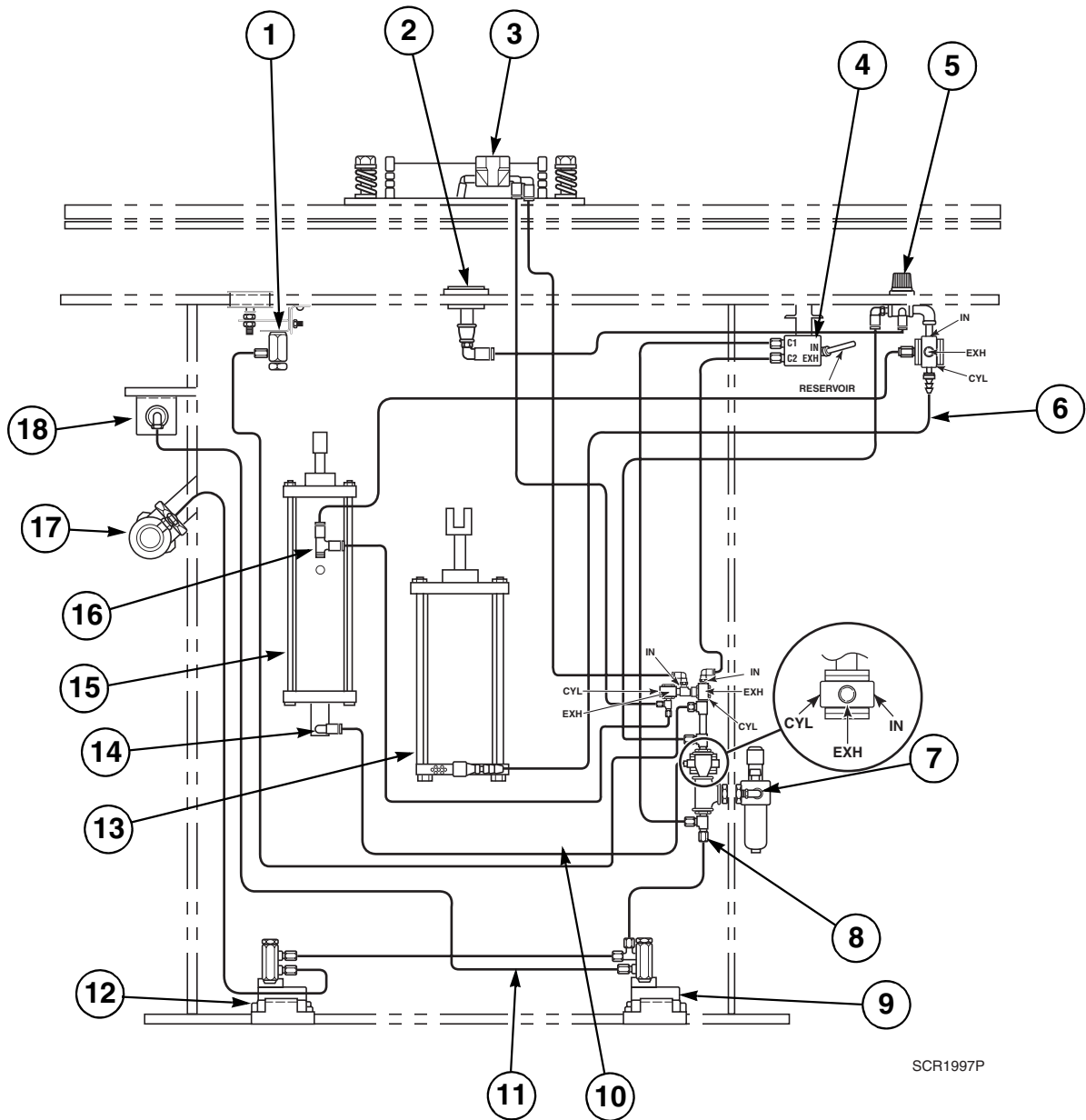


Air System (Drawing 2 of 10)

REF	PART NO.	DESCRIPTION	COMMENTS
	M400013	Washer	8 required; Used with items 15 and 17
	M400080	Washer	4 required; Used with items 15 and 17
	M400057	Screw	8 required; Used with items 15 and 17
1	J1425867	Open Valve Assembly	Refer to <i>Open Valve Assembly</i> section for parts breakdown
2	JA-81267P	Air Gauge Assembly	Refer to <i>Air Gauge Assembly</i> section for parts breakdown
3	JA-82488	Head Locking	Refer to <i>Head Locking Components</i> section for parts breakdown
	JA-82570	Head Locking Lever	Models AAOU45 and AOU45 starting April 1992; Refer to <i>Head Locking Components</i> section for parts breakdown
4	J1425834	Close Valve Assembly	Refer to <i>Close Valve Assembly</i> section for parts breakdown
5	J1425875	Regulator Assembly	Refer to <i>Regulator Assembly</i> section for parts breakdown
6	JA-54396	Clamp	2 required
7	J1356625	Air Hose	
8	J1103970-00P	Tubing	1/4 inch OD
9	JA-54181	Air Relieving Regulator	
10	J1026335-01	Pipe Nipple	
11	JA-00211	Air Strainer Assembly	Refer to <i>Air Strainer Assembly</i> section for parts breakdown
12	JA-52314	Male Compression Tee	2 required
13	J1018415	Pipe Tee	
14	JC-19609	Reducing Bushing	2 required
15	J1387836	Pedal Base Assembly	Refer to <i>Steam Pedal Base Assembly</i> section for parts breakdown
16	JM-95918P	Tubing	3/16 inch OD
17	J1391150	Vacuum Pedal Base Assembly	Refer to <i>Vacuum Pedal Base Assembly</i> section for parts breakdown
18	J0798872	Retrofit Kit	Refer to <i>Pressing Cylinder and Valve Assembly</i> section for parts breakdown
19	J1425826	Air Cylinder and Valve Assembly	Refer to <i>Closing Air Cylinder and Fitting Assembly</i> section for parts breakdown
20	JC-30734	Male Compression Tee	
21	J1462118P	Valve Kit	Refer to <i>Air Vacuum Assembly</i> section for parts breakdown

Air System (Drawing 3 of 10)

Models ADC18, ADC43, ADC45, ADC446, ADC446SE, AAOU45, DC18, DC43, DC45, DC446, DC446SE and AOU45
Starting June 1997 Through October 2003



Air System (Drawing 3 of 10)

REF	PART NO.	DESCRIPTION	COMMENTS
	M400013	Washer	8 required; Use with items 9 and 12
	M400080	Washer	4 required; Use with items 9 and 12
	M400057	Screw	8 required; Use with items 9 and 12
1	J1575984	Open Valve and Bracket Assembly	Models starting June 1997; Refer to <i>Open Valve and Bracket Assembly</i> section for parts breakdown
2	JA-81267P	Air Gauge Assembly	Refer to <i>Air Gauge Assembly</i> section for parts breakdown
3	J1575943	Head Locking Assembly	Refer to <i>Head Locking Components</i> section for parts breakdown
4	J1575950P	Close Valve Assembly	Refer to <i>Close Valve Assembly</i> section for parts breakdown
5	J1575653	Regulator Assembly	Refer to <i>Regulator Assembly</i> section for parts breakdown
6	J1356625	Air Hose	
7	J1557479P	Filter/Regulator/Lubricator Assembly	Refer to <i>Filter/Regulator/Lubricator Assembly</i> section for parts breakdown
8	J1575679	Air Inlet Assembly	Refer to <i>Internal Air Inlet Assembly</i> section for parts breakdown
9	J1575380	Pedal Base Assembly	Refer to <i>Steam Pedal Base Assembly</i> section for parts breakdown
10	J0141711-00	Tubing	
11	J1103970-00P	Tubing	1/4 inch OD
12	J1391150	Vacuum Pedal Base Assembly	Refer to <i>Vacuum Pedal Base Assembly</i> section for parts breakdown
13	J0798872	Retrofit Kit	Models starting April 1992; Refer to <i>Pressing Cylinder and Valve Assembly</i> section for parts breakdown
14	J1410323	Male Tubing Elbow	
15	J1538784	Air Cylinder and Fitting Assembly	Refer to <i>Air Cylinder and Fitting Assembly</i> section for parts breakdown
16	J1438357	Quick Tubing Tee	
17	J200175000P	Air Vacuum Valve Assembly	Refer to <i>Air Vacuum Valve Assembly</i> section for parts breakdown
18	J1463694	Steam Valve Assembly	Refer to <i>Steam Valve Assembly</i> section for parts breakdown

Models ADCF446 and DCF446 Starting June 1997 Through October 2003

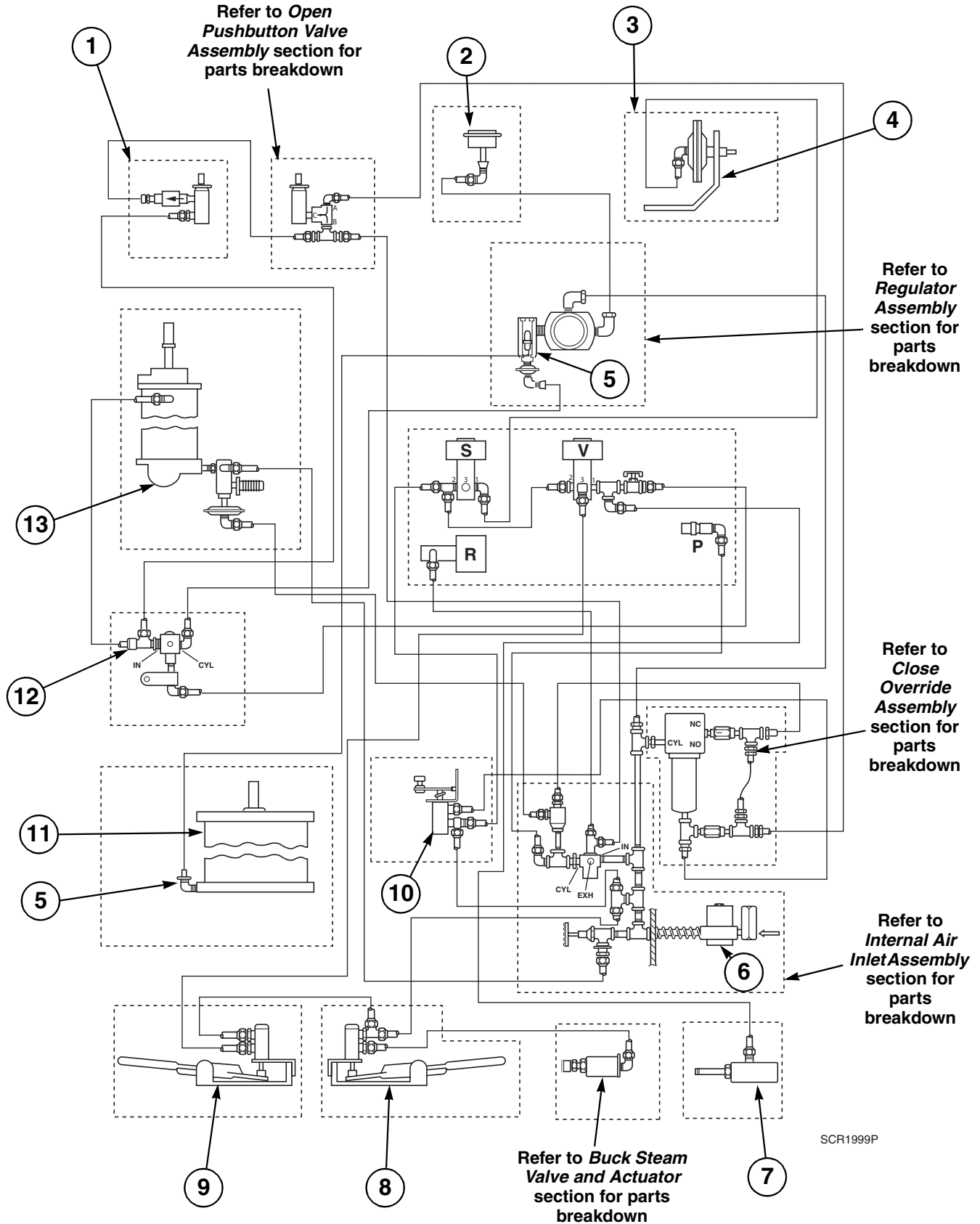
[illegible]

Air System (Drawing 4 of 10)

REF	PART NO.	DESCRIPTION	COMMENTS
	M400013	Washer	4 required; Use with items 12 and 13
	M400080	Washer	4 required; Use with items 12 and 13
	M400057	Screw	4 required; Use with items 12 and 13
1	J1575984	Open Valve and Bracket Assembly	Refer to <i>Open Valve and Bracket Assembly</i> section for parts breakdown
2	JA-81267P	Air Gauge Assembly	Refer to <i>Air Gauge Assembly</i> section for parts breakdown
3	J1576206	Dump Valve and Fittings Assembly	Refer to <i>Dump Valve and Fittings Assembly</i> section for parts breakdown
4	J1103970-00P	Tubing	1/4 inch OD
5	J1425834	Close Valve Assembly	Refer to <i>Close Valve Assembly</i> section for parts breakdown
6	J1575653	Regulator Assembly	Refer to <i>Regulator Assembly</i> section for parts breakdown
7	JA-54396	Clamp	2 required
8	J1356625	Air Hose	
9	J0141711-00	Tubing	3/8 inch OD; 6 feet required
10	J1557479P	Filter/Regulator/Lubricator Assembly	Refer to <i>Filter/Regulator/Lubricator Assembly</i> section for parts breakdown
11	J1575679	Air Inlet Assembly	Refer to <i>Internal Air Inlet Assembly</i> section for parts breakdown
12	J1387836	Pedal Base Assembly	Refer to <i>Steam Pedal Base Assembly</i> section for parts breakdown
13	J1391150	Vacuum Pedal Base Assembly	Refer to <i>Vacuum Pedal Base Assembly</i> section for parts breakdown
14	J200175000P	Air Vacuum Valve Assembly	Refer to <i>Air Vacuum Valve Assembly</i> section for parts breakdown
15	J1455781	Swivel Flow Control Valve	
16	J0798872	Retrofit Kit	Refer to <i>Pressing Cylinder and Valve Assembly</i> section for parts breakdown
17	J1410323	Male Tubing Elbow	
18	J1538784	Air Cylinder and Fitting Assembly	Refer to <i>Air Cylinder and Fitting Assembly</i> section for parts breakdown
19	J1437029	Quick Tubing Tee	
20	J1463694	Steam Valve Assembly	Refer to <i>Steam Valve Assembly</i> section for parts breakdown
21	J1576180	Lock Valve Assembly	Refer to <i>Lock Valve Assembly</i> section for parts breakdown

Air System (Drawing 5 of 10)

Models ADCF446SE and DCF446SE Starting August 1987



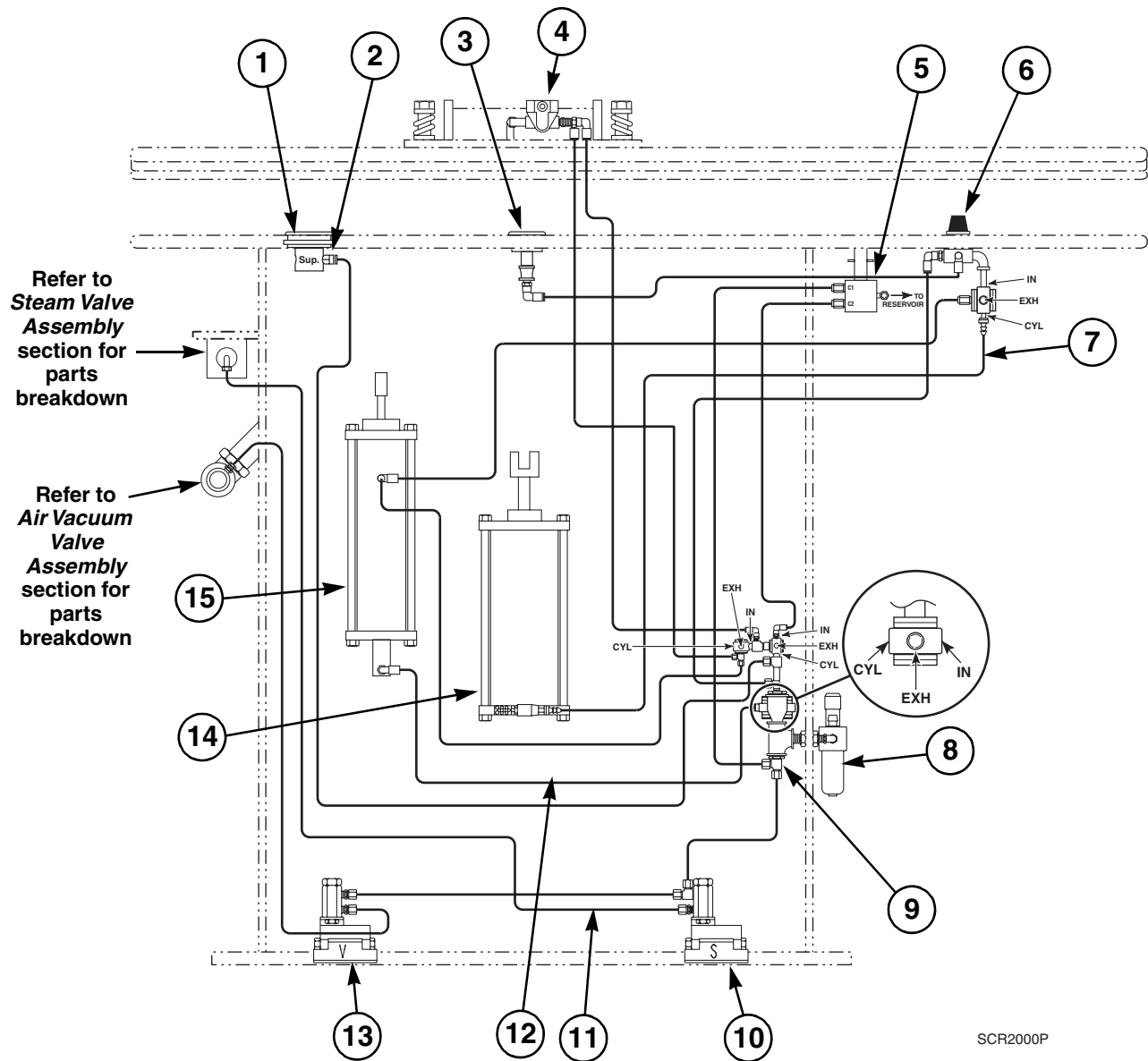
SCR1999P

Air System (Drawing 5 of 10)

REF	PART NO.	DESCRIPTION	COMMENTS
	M400057	Screw	4 required; Use with items 8 and 9
	M400080	Washer	4 required; Use with items 8 and 9
	M400013	Washer	4 required; Use with items 8 and 9
	JM-95918P	Tubing	3/16 inch OD
	J1103970-00P	Tubing	1/4 inch OD
	J1356625	Air Hose	1/4 inch ID x 36 inches
1	JA-85913	Valve	Refer to <i>Lock Valve Fitting and Flow Control Assembly</i> section for parts breakdown
2	JA-81267P	Air Gauge Assembly	Refer to <i>Air Gauge Assembly</i> section for parts breakdown
3	JA-00465	Large Diaphragm Assembly	Models through June 1997; Refer to <i>Diaphragm Assembly</i> section for parts breakdown
	J1572957	Diaphragm Assembly	Models starting June 1997; Refer to <i>Diaphragm Assembly</i> section for parts breakdown
4	JA-17137	Diaphragm Bracket	
5	JA-54396	Clamp	2 required
6	JA-54181	Air Relieving Regulator	
7	J1462118P	Valve Kit	Refer to <i>Air Vacuum Valve Assembly</i> section for parts breakdown
8	J1387844	Pedal Base Assembly	Refer to <i>Steam Pedal Base Assembly</i> section for parts breakdown
9	J1391143	Vacuum Pedal Base Assembly	Refer to <i>Vacuum Pedal Base Assembly</i> section for parts breakdown
10	JA-81523	Steam Valve Assembly	
11	J0798872	Retrofit Kit	Refer to <i>Pressing Cylinder Assembly</i> section for parts breakdown
12	JKIT-00255	Dump Valve Kit	
13	J1425826	Air Cylinder and Valve Assembly	Refer to <i>Air Cylinder and Fitting Assembly</i> section for parts breakdown; Models through June 1997
	J1538784	Air Cylinder and Fitting Assembly	Refer to <i>Air Cylinder and Fitting Assembly</i> section for parts breakdown; Models starting June 1997

Air System (Drawing 6 of 10)

Models ADC18, ADC43, ADC45, ADC446, AAOU45, DC18, DC43, DC45, DC446 and AOU45 Starting October 2003

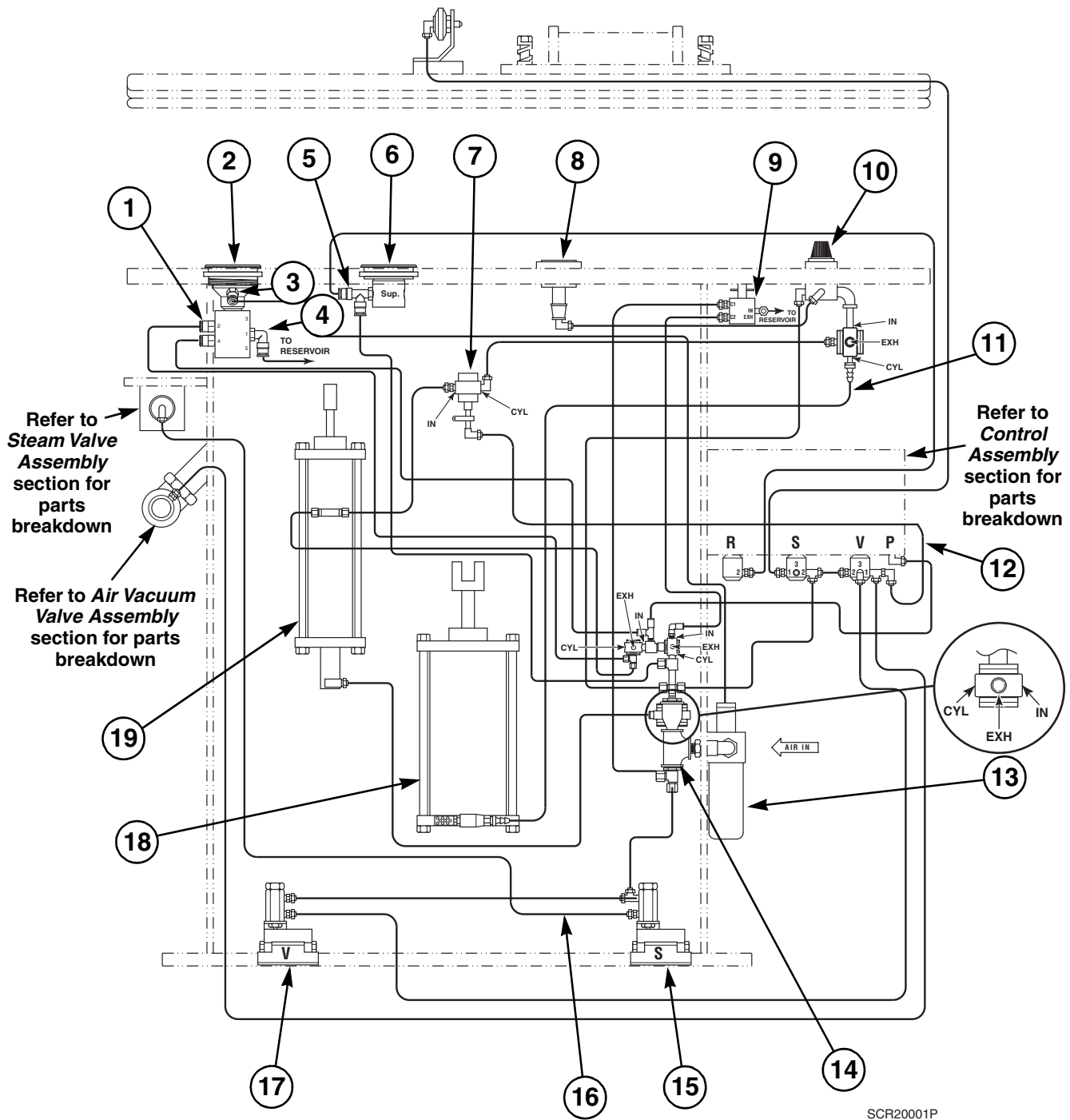


Air System (Drawing 6 of 10)

REF	PART NO.	DESCRIPTION	COMMENTS
1	J200012300	Pushbutton	Red; 3-way valve
2	J1408004	Connector	
3	J1575638P	Air Gauge Assembly	Refer to <i>Air Gauge Assembly</i> section for parts breakdown
4	J1575943	Head Locking Assembly	Refer to <i>Head Locking Assembly</i> section for parts breakdown
5	J1575950P	Close Valve Assembly	Refer to <i>Close Valve Assembly</i> section for parts breakdown
6	J1575653	Regulator Assembly	Refer to <i>Regulator Assembly</i> section for parts breakdown
7	J1356625	Air Hose	1/4 inch ID; 36 inches
8	J1557479P	Filter/Regulator/Lubricator Assembly	Models through November 2004; Refer to <i>Filter/Regulator/Lubricator Assembly</i> section for parts breakdown
	J200113600	Filter/Regulator/Lubricator Assembly	Models starting December 2, 2004 through February 9, 2005; Refer to <i>Filter/Regulator/Lubricator Assembly</i> section for parts breakdown
	J200200400P	Filter/Regulator/Mist Separator Assembly	Models starting February 10, 2005; Refer to <i>Filter/Regulator/Mist Separator Assembly</i> section for parts breakdown
9	J1575679	Air Inlet Assembly	Refer to <i>Air Inlet Assembly</i> section for parts breakdown
10	J1575935	Steam Pedal Base Assembly	Models AAOU45 and AOU45; Refer to <i>Steam Pedal Base Assembly</i> section for parts breakdown
	J1575380	Pedal Base Assembly	Steam; All other models; Refer to <i>Pedal Base Assembly</i> section for parts breakdown
11	J1103970-00P	Tubing	Polyflo; 1/4 inch OD
12	J0141711-00	Tubing	Polyflo; 3/8 inch OD
13	J1575927	Vacuum Pedal Base Assembly	Models AAOU45 and AOU45; Refer to <i>Vacuum Pedal Base Assembly</i> section for parts breakdown
	J1575414	Vacuum Pedal Base Assembly	All other models; Refer to <i>Vacuum Pedal Base Assembly</i> section for parts breakdown
14	J0637166-00	Pressing Cylinder Assembly	Refer to <i>Pressing Cylinder Assembly</i> section for parts breakdown
15	J0637118-00	Closing Cylinder Assembly	Refer to <i>Closing Cylinder Assembly</i> section for parts breakdown

Air System (Drawing 7 of 10)

Models ADCF446 and DCF446 Starting October 2003

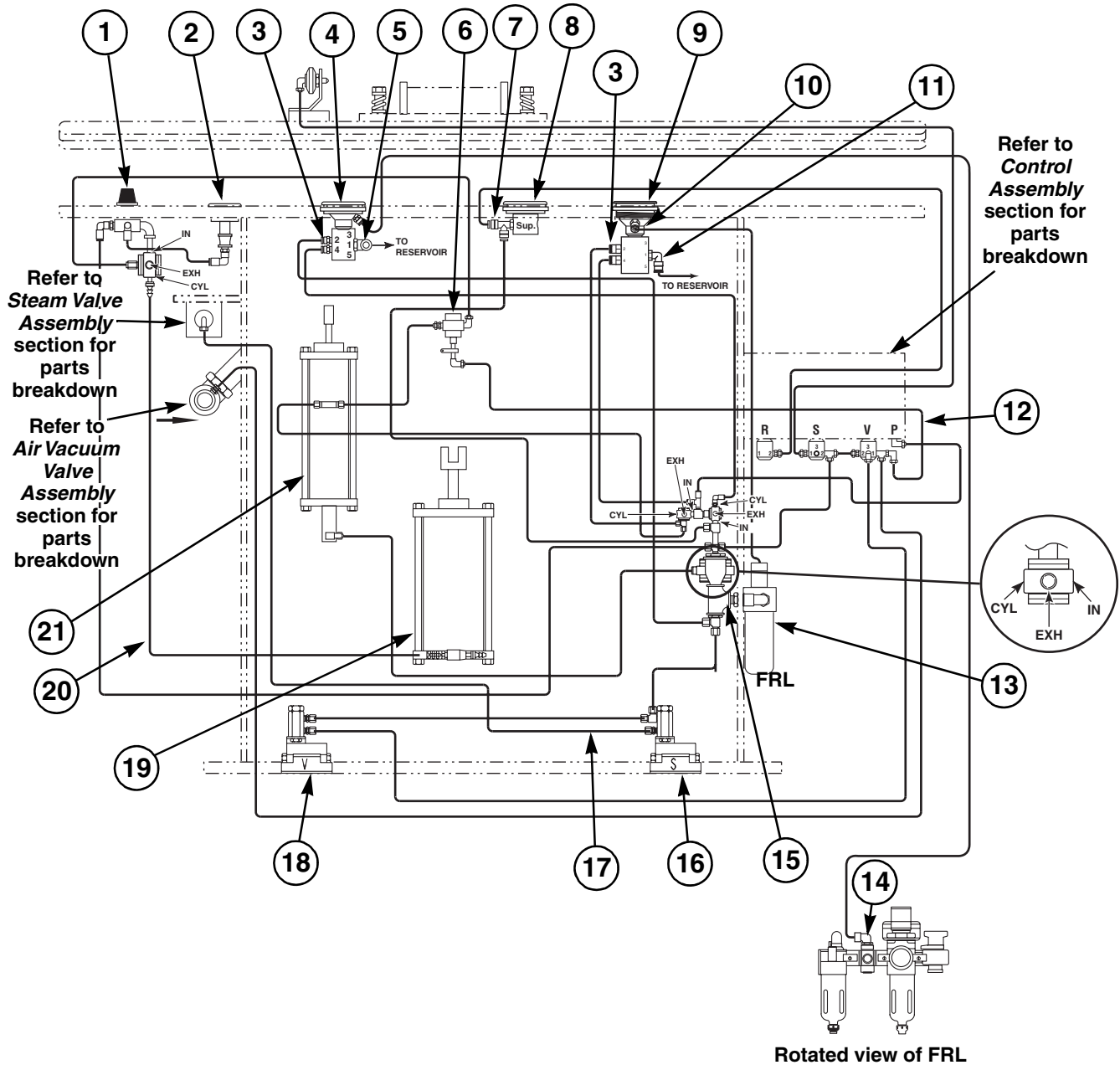


Air System (Drawing 7 of 10)

REF	PART NO.	DESCRIPTION	COMMENTS
1	J1408004	Connector	2 required
2	J200217300	Pushbutton	Black; 3-way valve
3	J200217400	Male Connector	
4	J1517358	Male Tubing Elbow	
5	J1438357	Quick Tubing Tee	
6	J200012300	Pushbutton	Red; 3-way valve
7	J1576206	Dump Valve and Fittings Assembly	Refer to <i>Dump Valve and Fittings Assembly</i> section for parts breakdown
8	J1575638P	Air Gauge Assembly	Refer to <i>Air Gauge Assembly</i> section for parts breakdown
9	J1575950P	Close Valve Assembly	Refer to <i>Close Valve Assembly</i> section for parts breakdown
10	J1575653	Regulator Assembly	Refer to <i>Regulator Assembly</i> section for parts breakdown
11	J1356625	Air Hose	1/4 inch ID; 36 inches
12	J0141711-00	Tubing	Polyflo; 3/8 inch OD
13	J1557479P	Filter/Regulator/Lubricator Assembly	Models through November 2004; Refer to <i>Filter/Regulator/Lubricator Assembly</i> section for parts breakdown
	J200113600	Filter/Regulator/Lubricator Assembly	Models starting December 2, 2004 through February 9, 2005; Refer to <i>Filter/Regulator/Lubricator Assembly</i> section for parts breakdown
	J200200400P	Filter/Regulator/Mist Separator Assembly	Models starting February 10, 2005; Refer to <i>Filter/Regulator/Mist Separator Assembly</i> section for parts breakdown
14	J1575679	Air Inlet Assembly	Refer to <i>Air Inlet Assembly</i> section for parts breakdown
15	J1575380	Pedal Base Assembly	Steam; Refer to <i>Pedal Base Assembly</i> section for parts breakdown
16	J1103970-00P	Tubing	Polyflo; 1/4 inch OD
17	J1575414	Vacuum Pedal Base Assembly	Refer to <i>Vacuum Pedal Base Assembly</i> section for parts breakdown
18	J0798872	Retrofit Kit	Refer to <i>Air Cylinder and Valve Assembly</i> section for parts breakdown
19	J1538784	Air Cylinder and Fitting Assembly	Refer to <i>Air Cylinder and Fitting Assembly</i> section for parts breakdown

Air System (Drawing 8 of 10)

Models ADCF446 and DCF446 With Buttons on Table Starting October 2003



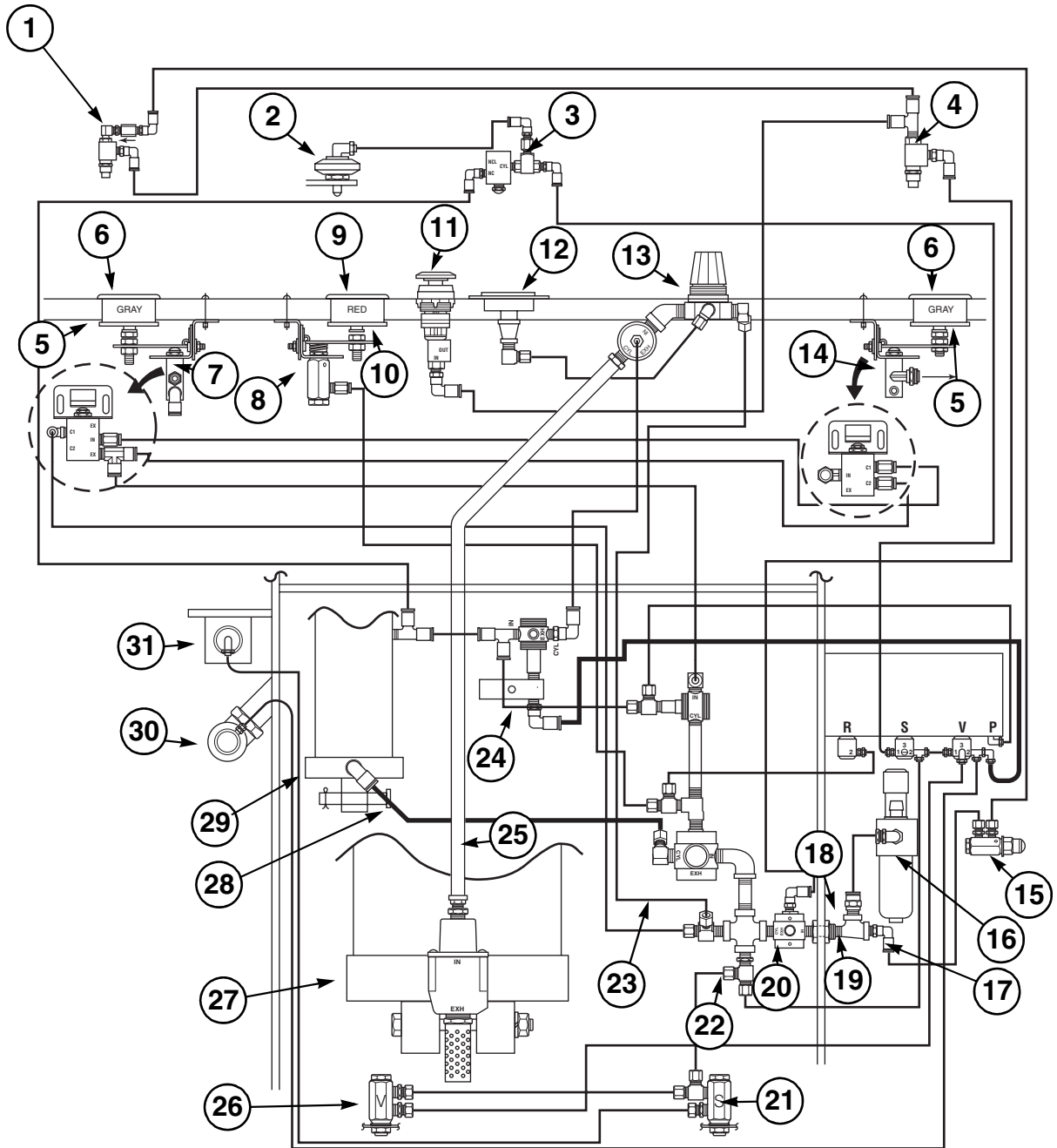
SCR2002P

Air System (Drawing 8 of 10)

REF	PART NO.	DESCRIPTION	COMMENTS
1	J1575653	Regulator Assembly	Refer to <i>Regulator Assembly</i> section for parts breakdown
2	J1575638P	Air Gauge Assembly	Refer to <i>Air Gauge Assembly</i> section for parts breakdown
3	J1408004	Connector	4 required
4	J200217100P	Pushbutton	Gray; 4-way valve
5	J1407741	Swivel Tubing Elbow	
6	J1576206	Dump Valve and Fittings Assembly	Refer to <i>Dump Valve and Fittings Assembly</i> section for parts breakdown
7	J1438357	Quick Tubing Tee	
8	J200012300	Pushbutton	Red; 3-way valve
9	J200217300	Pushbutton	Black
10	J200217400	Male Connector	
11	J1517358	Male Tubing Elbow	
12	J0141711-00	Tubing	Polyflo; 3/8 inch OD
13	J1557479P	Filter/Regulator/Lubricator Assembly	Models through November 2004; Refer to <i>Filter/Regulator/Lubricator Assembly</i> section for parts breakdown
	J200113600	Filter/Regulator/Lubricator Assembly	Models starting December 2, 2004 through February 9, 2005; Refer to <i>Filter/Regulator/Lubricator Assembly</i> section for parts breakdown
	J200200400P	Filter/Regulator/Mist Separator Assembly	Models starting February 10, 2005; Refer to <i>Filter/Regulator/Mist Separator Assembly</i> section for parts breakdown
14	J1419811	Swivel Tubing Elbow	
15	J1575679	Air Inlet Assembly	Refer to <i>Air Inlet Assembly</i> section for parts breakdown
16	J1575380	Pedal Base Assembly	Steam; Refer to <i>Pedal Base Assembly</i> section for parts breakdown
17	J1103970-00P	Tubing	Polyflo; 1/4 inch OD
18	J1575414	Vacuum Pedal Base Assembly	Refer to <i>Vacuum Pedal Base Assembly</i> section for parts breakdown
19	J0637166-00	Pressing Cylinder Assembly	Refer to <i>Pressing Cylinder Assembly</i> section for parts breakdown
20	J1356625	Air Hose	1/4 inch ID; 36 inches
21	J0637118-00	Closing Cylinder Assembly	Refer to <i>Closing Cylinder Assembly</i> section for parts breakdown

Air System (Drawing 9 of 10)

CE Models Through October 2003



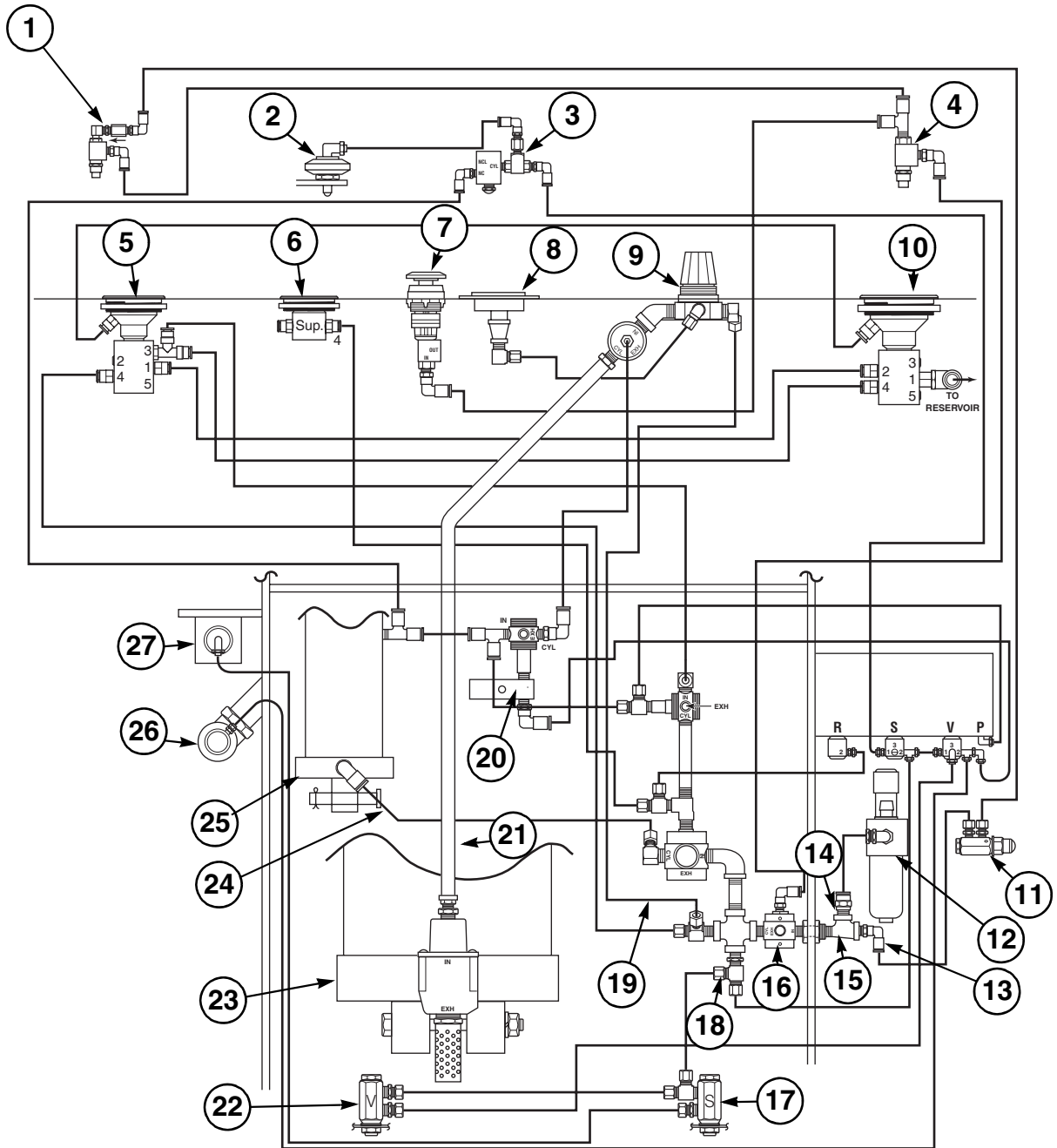
SCR2003P

Air System (Drawing 9 of 10)

REF	PART NO.	DESCRIPTION	COMMENTS
	JA-82488	Head Locking	Use with J1629559 Steam Actuator Assembly
	M400057	Screw	Use with items 21 and 26
	M400080	Washer	Use with items 21 and 26
	M400013	Washer	Use with items 21 and 26
1	J1629609	Valve Assembly	Refer to <i>Left Valve Assembly</i> section for parts breakdown
2	JA-00465	Large Diaphragm Assembly	Refer to <i>Diaphragm Assembly</i> section for parts breakdown
3	J1629559	Steam Actuator Assembly	Refer to <i>Steam Actuator Assembly</i> section for parts breakdown
4	J0381773-00	Valve Assembly	Refer to <i>Right Valve Assembly</i> section for parts breakdown
5	J1591296	Grommet	Gray; 2 required
6	J1538958	Pushbutton Assembly	Gray; 2 required
7	J1583095	Bracket and Valve Assembly	
8	J1575984	Open Valve and Bracket Assembly	Refer to <i>Open Valve and Bracket Assembly</i> section for parts breakdown
9	JA-04665	Pushbutton	Red
10	J1591320	Grommet	Red
11	J1635069	Emergency Stop Button Assembly	
12	J1575638P	Air Gauge Assembly	Refer to <i>Air Gauge Assembly</i> section for parts breakdown
13	J1575653	Regulator Assembly	Refer to <i>Regulator Assembly</i> section for parts breakdown
14	J1605583	Valve and Bracket Assembly	
15	J1631498	Reset Valve Assembly	Refer to <i>Reset Valve Assembly</i> section for parts breakdown
16	J1557479P	Filter/Regulator/Lubricator Assembly	Refer to <i>Filter/Regulator/Lubricator Assembly</i> section for parts breakdown
17	J1419811	Swivel Tubing Elbow	
18	J1408020	Tubing Connector	2 required
19	J1266808	Pipe Tee	
20	JA-53550	3-Way Dump Valve	NC
21	J1575380	Pedal Base Assembly	Refer to <i>Steam Pedal Base Assembly</i> section for parts breakdown
22	J1628197	Internal Air Inlet Assembly	
23	J1103970-00P	Tubing	1/4 inch OD; 40 feet required
24	J1575372	Dump Valve and Fittings Assembly	Refer to <i>Dump Valve and Fittings Assembly</i> section for parts breakdown
25	J1356625	Air Hose	
26	J1575414	Vacuum Pedal Base Assembly	Refer to <i>Vacuum Pedal Base Assembly</i> section for parts breakdown
27	J0637166-00	Pressing Cylinder Assembly	6 inch
28	J0141711-00	Tubing	3/8 inch OD; 4 feet required
29	J0637118-00	Closing Cylinder Assembly	
30	J200175000P	Air Vacuum Valve Assembly	Refer to <i>Air Vacuum Valve Assembly</i> section for parts breakdown
31	J1629559	Steam Actuator Assembly	

Air System (Drawing 10 of 10)

CE Models Starting October 2003

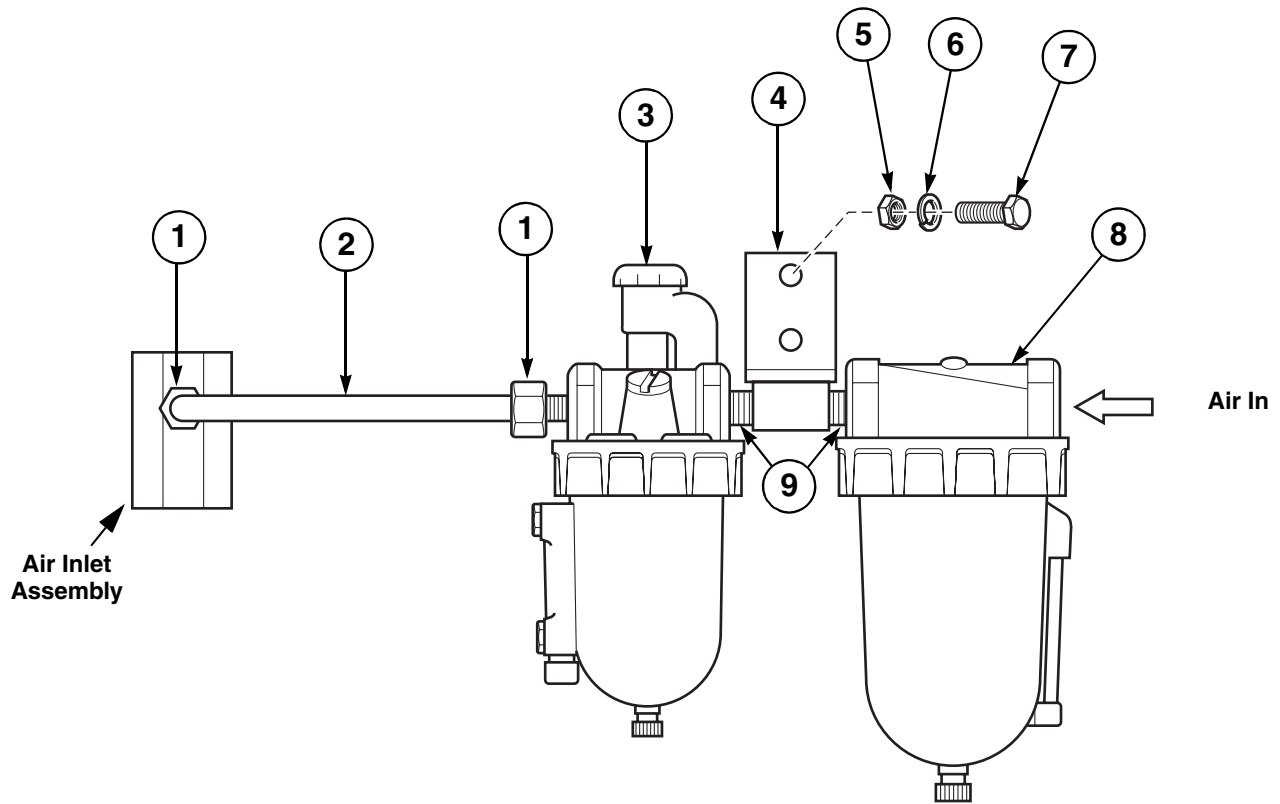


SCR2004P

Air System (Drawing 10 of 10)

REF	PART NO.	DESCRIPTION	COMMENTS
	JA-82488	Head Locking	Use with item 27
	M400057	Screw	Use with items 17 and 22
	M400080	Washer	Use with items 17 and 22
	M400013	Washer	Use with items 17 and 22
1	J1629609	Valve Assembly	Refer to <i>Left Valve Assembly</i> section for parts breakdown
2	JA-00465	Large Diaphragm Assembly	Refer to <i>Diaphragm Assembly</i> section for parts breakdown
3	J1629559	Steam Actuator Assembly	Refer to <i>Steam Actuator Assembly</i> section for parts breakdown
4	J0381773-00	Valve Assembly	Refer to <i>Right Valve Assembly</i> section for parts breakdown
5	J200217200P	Pushbutton	Gray
6	J200012300	Pushbutton	Red
7	J1635069	Emergency Stop Button Assembly	
8	J1575638P	Air Gauge Assembly	Refer to <i>Air Gauge Assembly</i> section for parts breakdown
9	J1575653	Regulator Assembly	Refer to <i>Regulator Assembly</i> section for parts breakdown
10	J200217100P	Pushbutton	Gray
11	J1631498	Reset Valve Assembly	Refer to <i>Reset Valve Assembly</i> section for parts breakdown
12	J1557479P	Filter/Regulator/Lubricator Assembly	Models through November 2004; Refer to <i>Filter/Regulator/Lubricator Assembly</i> section for parts breakdown
	J200127300	Filter/Regulator/Lubricator Assembly	Models starting December 2, 2004 through February 9, 2005; Refer to <i>Filter/Regulator/Lubricator Assembly</i> section for parts breakdown
	J200200200	Filter/Regulator/Mist Separator Assembly	Models starting February 10, 2005; Refer to <i>Filter/Regulator/Mist Separator Assembly</i> section for parts breakdown
13	J1419811	Swivel Tubing Elbow	
14	J1408020	Tubing Connector	2 required
15	J1266808	Pipe Tee	
16	JA-53550	3-Way Dump Valve	NC
17	J1575380	Pedal Base Assembly	Refer to <i>Steam Pedal Base Assembly</i> section for parts breakdown
18	J1628197	Internal Air Inlet Assembly	
19	J1103970-00P	Tubing	1/4 inch OD; 40 feet required
20	J1575372	Dump Valve and Fittings Assembly	Refer to <i>Dump Valve and Fittings Assembly</i> section for parts breakdown
21	J1356625	Air Hose	
22	J1575414	Vacuum Pedal Base Assembly	Refer to <i>Vacuum Pedal Base Assembly</i> section for parts breakdown
23	J0637166-00	Pressing Cylinder Assembly	6 inch
24	J0141711-00	Tubing	3/8 inch OD; 4 feet required
25	J0637118-00	Closing Cylinder Assembly	
26	J200175000P	Air Vacuum Valve Assembly	Refer to <i>Air Vacuum Valve Assembly</i> section for parts breakdown
27	J1629559	Steam Actuator Assembly	

Filter/Lubricator – All Models Through June 1997

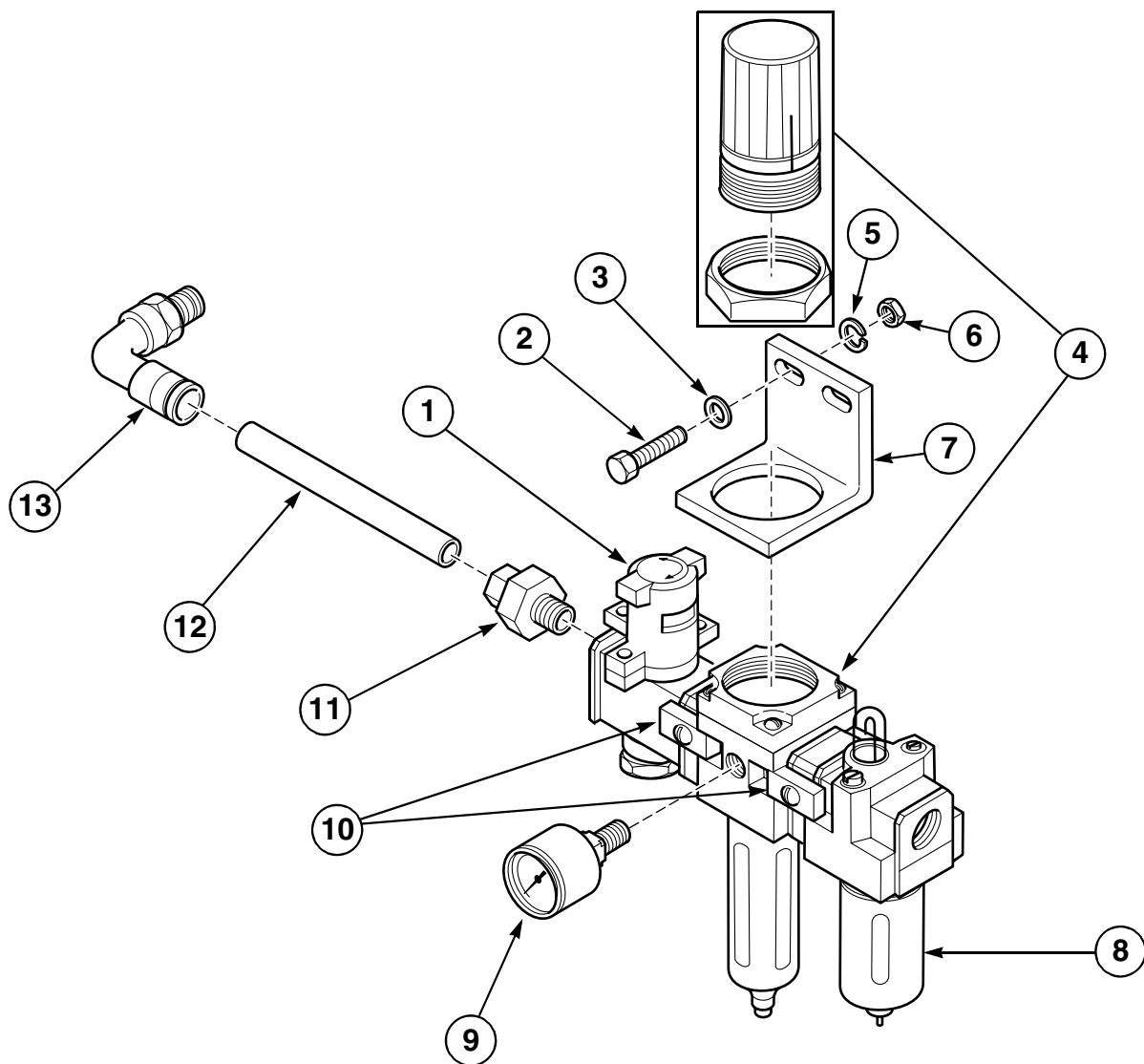


SCR1822P

Filter/Lubricator – All Models Through June 1997

REF	PART NO.	DESCRIPTION	COMMENTS
1	J200203500	Male Connector	2 required
2	JM-95923	Tubing	Use as required
3	J1141985	Lubricator	
4	J1362805	Coupling Weldment	
5	20275	Nut	2 required
6	03189	Washer	2 required
7	24233	Screw	2 required
8	J1028851	Compact Air Filter	
9	J115175201	Pipe Nipple	2 required

Filter/Regulator/Lubricator Assembly – All Models Starting June 1997 Through December 1, 2004

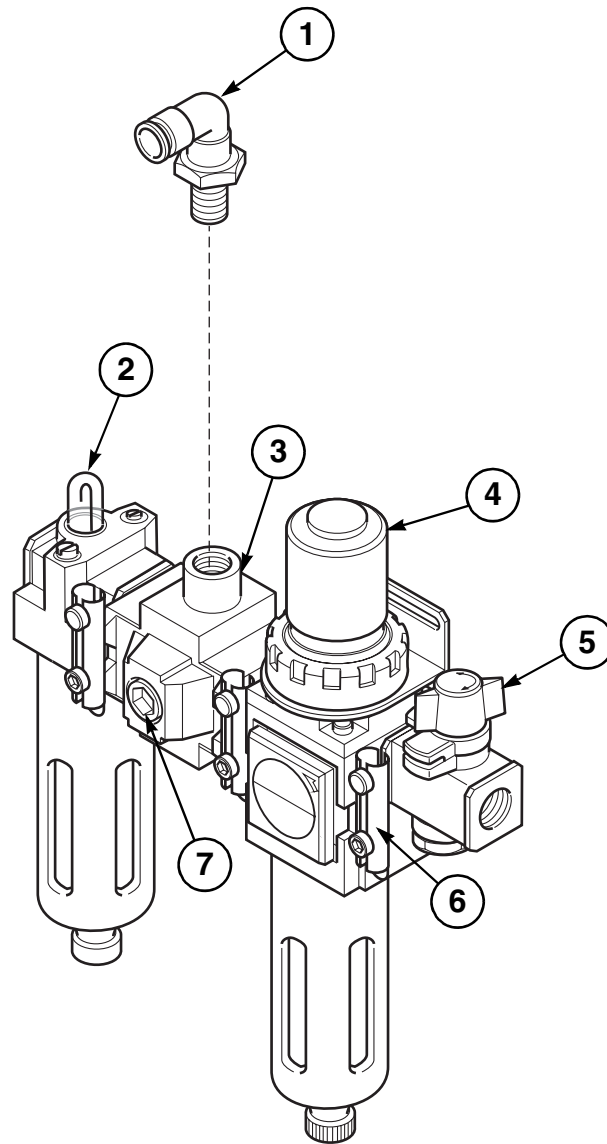


SCR994P

Filter/Regulator/Lubricator Assembly – All Models Starting June 1997 Through December 1, 2004

REF	PART NO.	DESCRIPTION	COMMENTS
	J1557479P	Filter/Regulator/Lubricator Assembly	Includes items 1, 4 and 7-10
	J1637636	Filter/Regulator Maintenance Kit	Use with item 4
	J1637644	Filter/Regulator Auto Drain Kit	Use with item 4
	J1637628	Lubricator Maintenance Kit	Use with item 8
	J1647536	Air Lubricator Bowl	Use with item 8
1	J1557503	Lock-Out Valve	
2	JC-61342	Screw	2 required
3	J1001213	Washer	
4	J1557487P	Filter/Regulator	0-125 psig
5	J1000975	Washer	2 required
6	J1000736	Nut	2 required
7	J1571405	Bracket	
8	J1557495	Lubricator	
9	J1477959	Pressure Gauge	
10	J1571413	Spacer	2 required
11	J1408020	Tubing Connector	
12	J0141711-00	Tubing	3/8 inch OD
13	J1410323	Male Tubing Elbow	

Filter/Regulator/Lubricator Assembly – CE Models Starting December 2, 2004 Through February 9, 2005

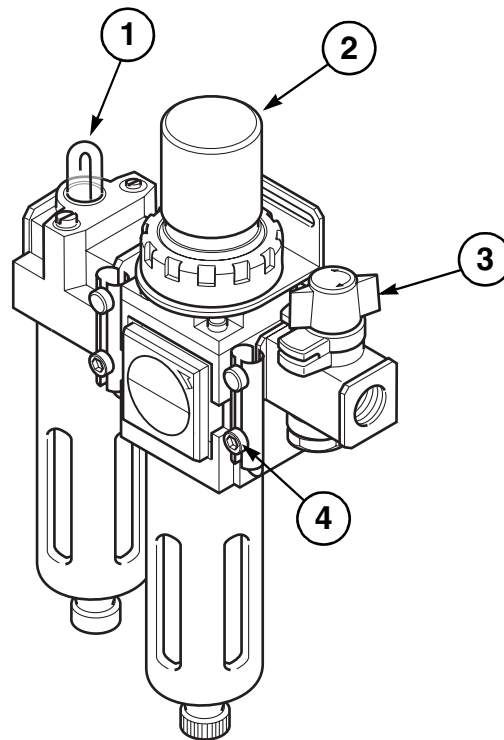


CAB2499P

Filter/Regulator/Lubricator Assembly – CE Models Starting December 2, 2004 Through February 9, 2005

REF	PART NO.	DESCRIPTION	COMMENTS
	J200127300	Filter/Regulator/Lubricator Assembly	Includes items 1-7
	J200032100	Filter Kit	
	J200032200	Regulator Kit	
	J1637644	Filter/Regulator Auto Drain Kit	
	J200032400	Lubricator Kit	
	J200293100	Mist Separator Kit	To change from FRL to FRML; Includes J115175201 Pipe Nipple, J200200000 Mist Separator, J200213600 Modular Adapter, J200213700 Spacer and J200296700 Bracket
1	J1419811	Swivel Tubing Elbow	
2	J200179200	Lubricator Assembly	
3	J200179400	Cross Spacer	
4	J200179500	Filter/Regulator/Lubricator Assembly	
5	J200179000	Lock-Out Valve	
6	J200179300	Connector Assembly	3 required
7	JA-54394	Pipe Plug	

Filter/Regulator/Lubricator Assembly – All Other Models Starting December 2, 2004 Through February 9, 2005 (Drawing 1 of 2)

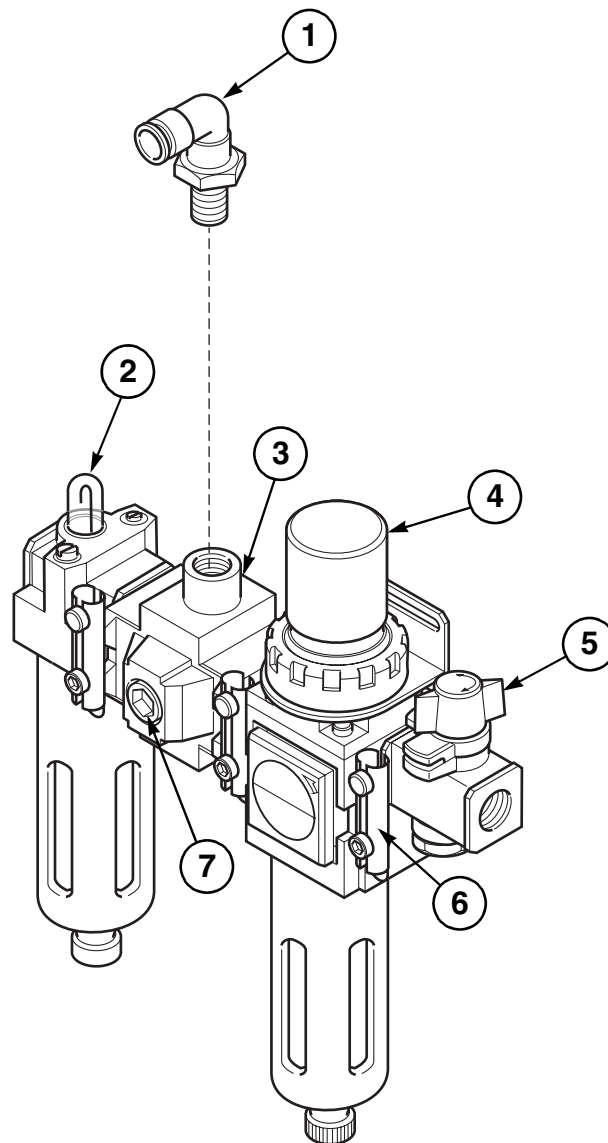


CAB2533P

Filter/Regulator/Lubricator Assembly – All Other Models Starting December 2, 2004 Through February 9, 2005 (Drawing 1 of 2)

REF	PART NO.	DESCRIPTION	COMMENTS
	J200127500	Filter/Regulator/Lubricator Assembly	Includes items 1-4
	J200032100	Filter Kit	
	J200032200	Regulator Kit	
	J200032400	Lubricator Kit	
	J1637644	Filter/Regulator Auto Drain Kit	
	J200293100	Mist Separator Kit	To change from FRL to FRML; Includes J115175201 Pipe Nipple, J200200000 Mist Separator, J200213600 Modular Adapter, J200213700 Spacer and J200296700 Bracket
1	J200179200	Lubricator Assembly	
2	J200179100	Filter/Regulator Assembly	
3	J200179000	Lock-Out Valve	
4	J200179300	Connector Assembly	

Filter/Regulator/Lubricator Assembly – All Other Models Starting December 2, 2004 Through February 9, 2005 (Drawing 2 of 2)

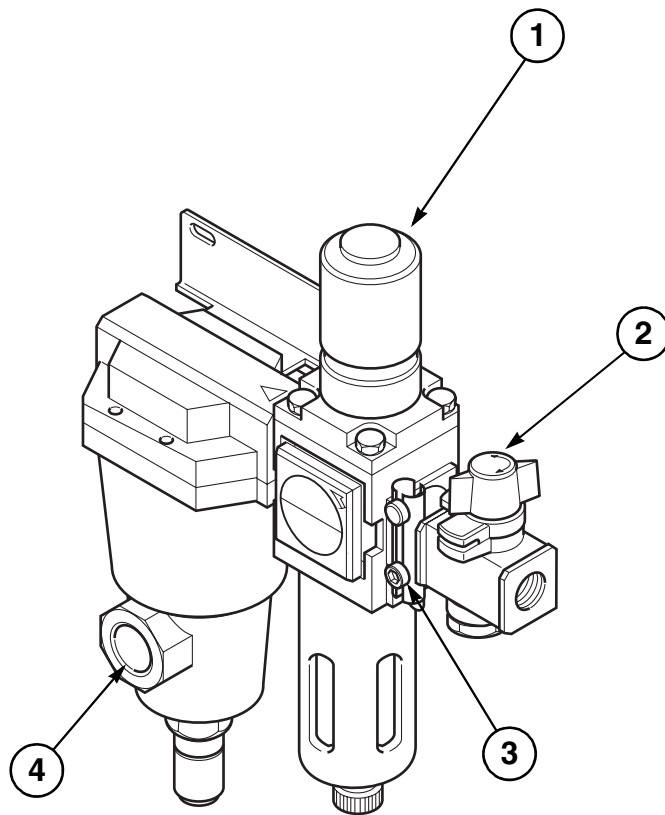


SCR1953P

Filter/Regulator/Lubricator Assembly – All Other Models Starting December 2, 2004 Through February 9, 2005 (Drawing 2 of 2)

REF	PART NO.	DESCRIPTION	COMMENTS
	J200113600	Filter/Regulator/Lubricator Assembly	Includes items 1-7
	J200032100	Filter Kit	
	J200032200	Regulator Kit	
	J200032400	Lubricator Kit	
	J1637644	Filter/Regulator Auto Drain Kit	
	J200293100	Mist Separator Kit	To change from FRL to FRML; Includes J115175201 Pipe Nipple, J200200000 Mist Separator, J200213600 Modular Adapter, J200213700 Spacer and J200296700 Bracket
1	J1419811	Swivel Tubing Elbow	
2	J200179200	Lubricator Assembly	
3	J200179400	Cross Spacer	
4	J200179100	Filter/Regulator Assembly	
5	J200179000	Lock-Out Valve	
6	J200179300	Connector Assembly	3 required
7	JA-54394	Pipe Plug	

Filter/Regulator/Mist Separator Assembly – CE Models Starting February 10, 2005

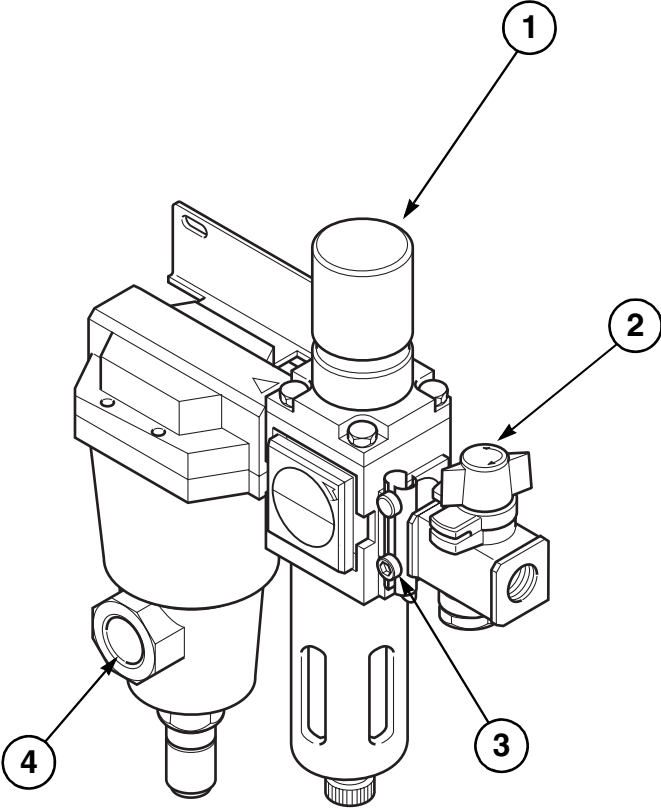


SCR1959P

Filter/Regulator/Mist Separator Assembly – CE Models Starting February 10, 2005

REF	PART NO.	DESCRIPTION	COMMENTS
	J200200200	Filter/Regulator/Mist Separator Assembly	Includes items 1-4
	J200200100	Element Replacement Kit	Use with item 4
	J200203300	Filter Element Kit	Use with item 1
1	J200200700	Filter/Regulator Assembly	
2	J200179000	Lock-Out Valve	
3	J200179300	Connector Assembly	
4	J200200000	Mist Separator	

**Filter/Regulator/Mist Separator Assembly – All Other Models
Starting February 10, 2005**



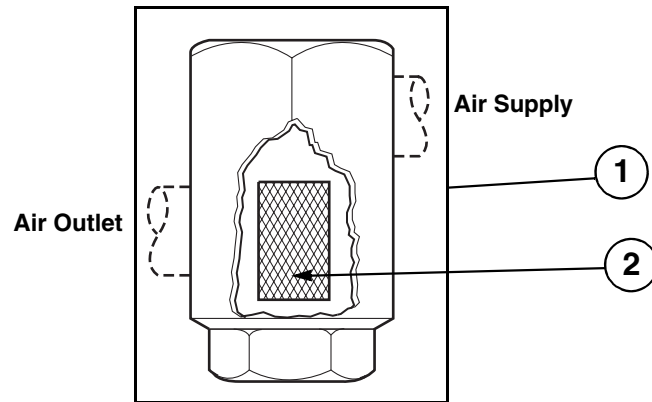
SCR1988P

Filter/Regulator/Mist Separator Assembly – All Other Models Starting February 10, 2005

REF	PART NO.	DESCRIPTION	COMMENTS
	J200200400P	Filter/Regulator/Mist Separator Assembly	Includes items 1-4
	J200200100	Element Replacement Kit	Use with item 4
	J200203300	Filter Element Kit	Use with item 1
1	J200203800	Filter/Regulator Assembly	
2	J200179000	Lock-Out Valve	
3	J200179300	Connector Assembly	
4	J200200000	Mist Separator	

Air Strainer Assembly

Models through June 1997

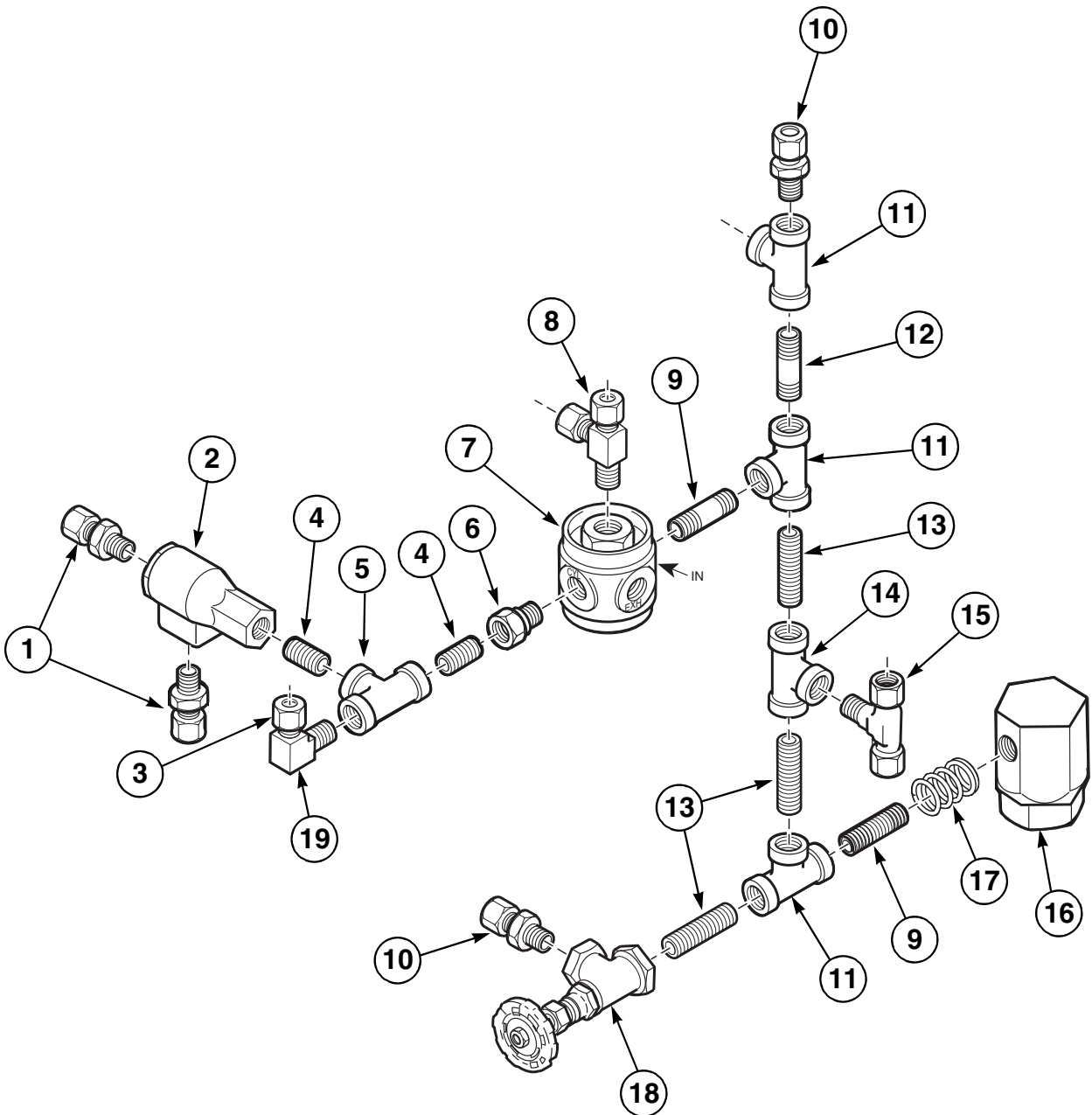


CAB224P

Air Strainer Assembly

REF	PART NO.	DESCRIPTION	COMMENTS
1	JA-00211	Air Strainer Assembly	Order if your machine does not have a Filter/Regulator/ Lubricator Assembly; Includes item 2
2	JA-10908	Screen	

Air Inlet Assembly – Models ADCF446, ADCF446SE, DCF446 and DCF446SE Starting August 1987 Through June 1997

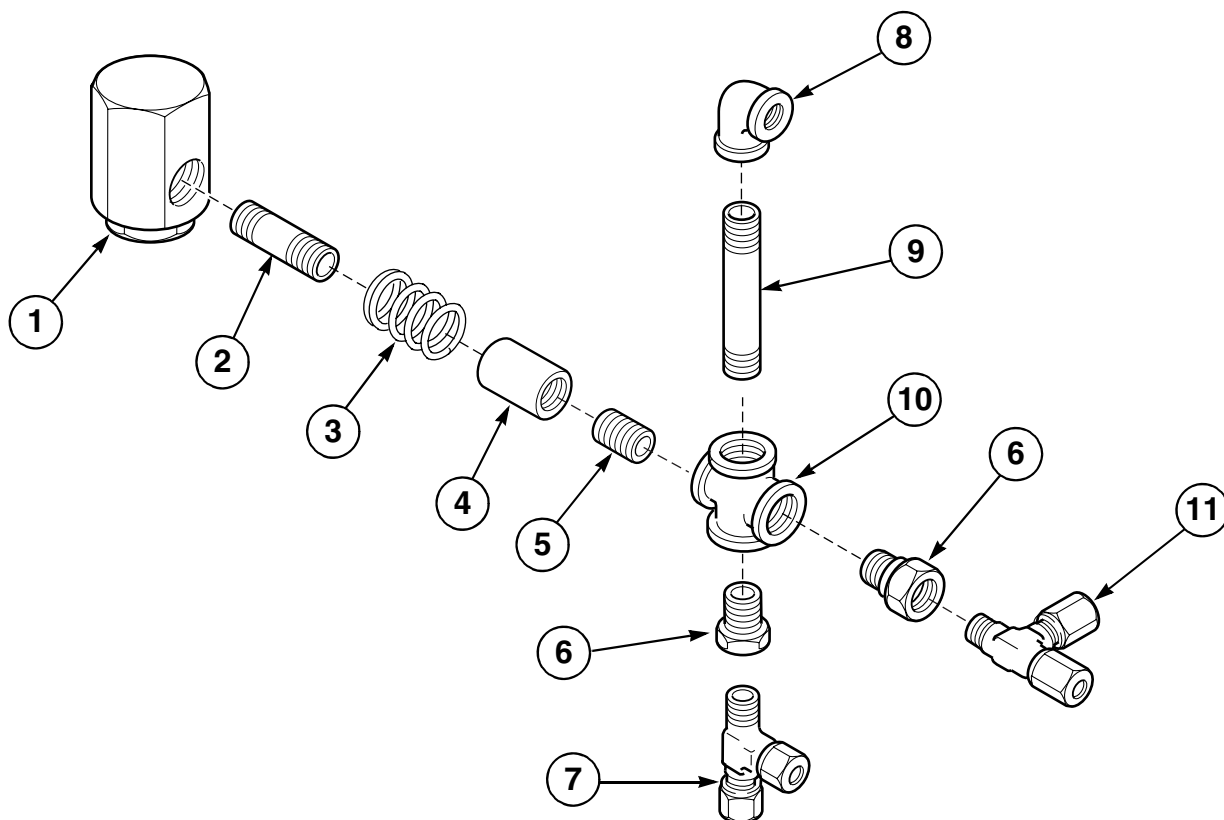


SCR2058P

Air Inlet Assembly – Models ADCF446, ADCF446SE, DCF446 and DCF446SE Starting August 1987 Through June 1997

REF	PART NO.	DESCRIPTION	COMMENTS
1	J1075175	Compression Connector	2 required
2	JA-56925	Quick Exhaust Air Valve	
3	J1151661	Compression Connector	
4	J1232313	Pipe Nipple	2 required
5	JC-70614	Pipe Tee	
6	JC-19609	Reducing Bushing	
7	JA-53550	3-Way Dump Valve	250 AA
8	JA-52314	Male Compression Tee	
9	J1026335-01	Pipe Nipple	2 required
10	J1160761	Compression Connector	2 required
11	J1018415	Pipe Tee	3 required
12	JC-4606101	Pipe Nipple	
13	J115175201	Pipe Nipple	3 required
14	JC-70616	Pipe Tee	
15	JC-30734	Male Compression Tee	
16	JA-00211	Air Strainer Assembly	Refer to <i>Air Strainer Assembly</i> section for parts breakdown
17	JA-51372	Compression Spring	
18	JA-52071	Needle Valve	
19	JA-50770	Male Compression Elbow	

**Air Inlet Assembly – Models ADC18, ADC43, ADC45, ADC446SE,
ADC446, AAOU45, ADCF446, DC18, DC43, DC45, DC446SE,
DC446, DCF446 and AOU45 Through April 1992**

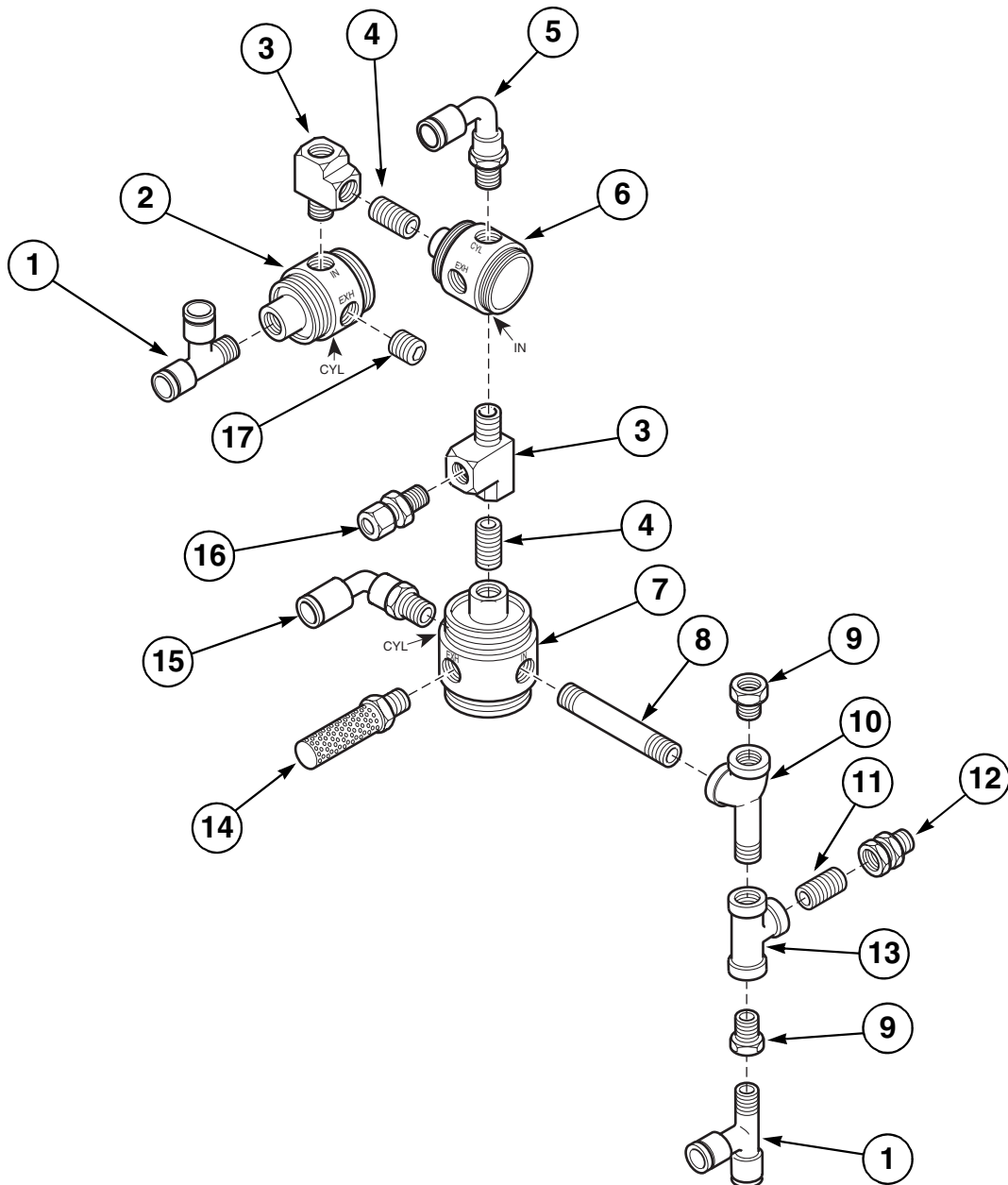


SCR1708P

Air Inlet Assembly – Models ADC18, ADC43, ADC45, ADC446SE, ADC446, AAOU45, ADCF446, DC18, DC43, DC45, DC446SE, DC446, DCF446 and AOU45 Through April 1992

REF	PART NO.	DESCRIPTION	COMMENTS
1	JA-00211	Air Strainer Assembly	Refer to <i>Air Strainer Assembly</i> section for parts breakdown
2	J1026335-01	Pipe Nipple	
3	JA-51372	Compression Spring	
4	JC-23002	Pipe Coupling	
5	J115175201	Pipe Nipple	
6	JC-19609	Reducing Bushing	2 required
7	JA-52314	Male Compression Tee	
8	J1231422	Pipe Elbow	
9	JA-50728	Nipple	
10	J1184530	Pipe Cross	
11	J1438357	Quick Tubing Tee	

Air Inlet Assembly – All Models Except CE Models Starting June 1997

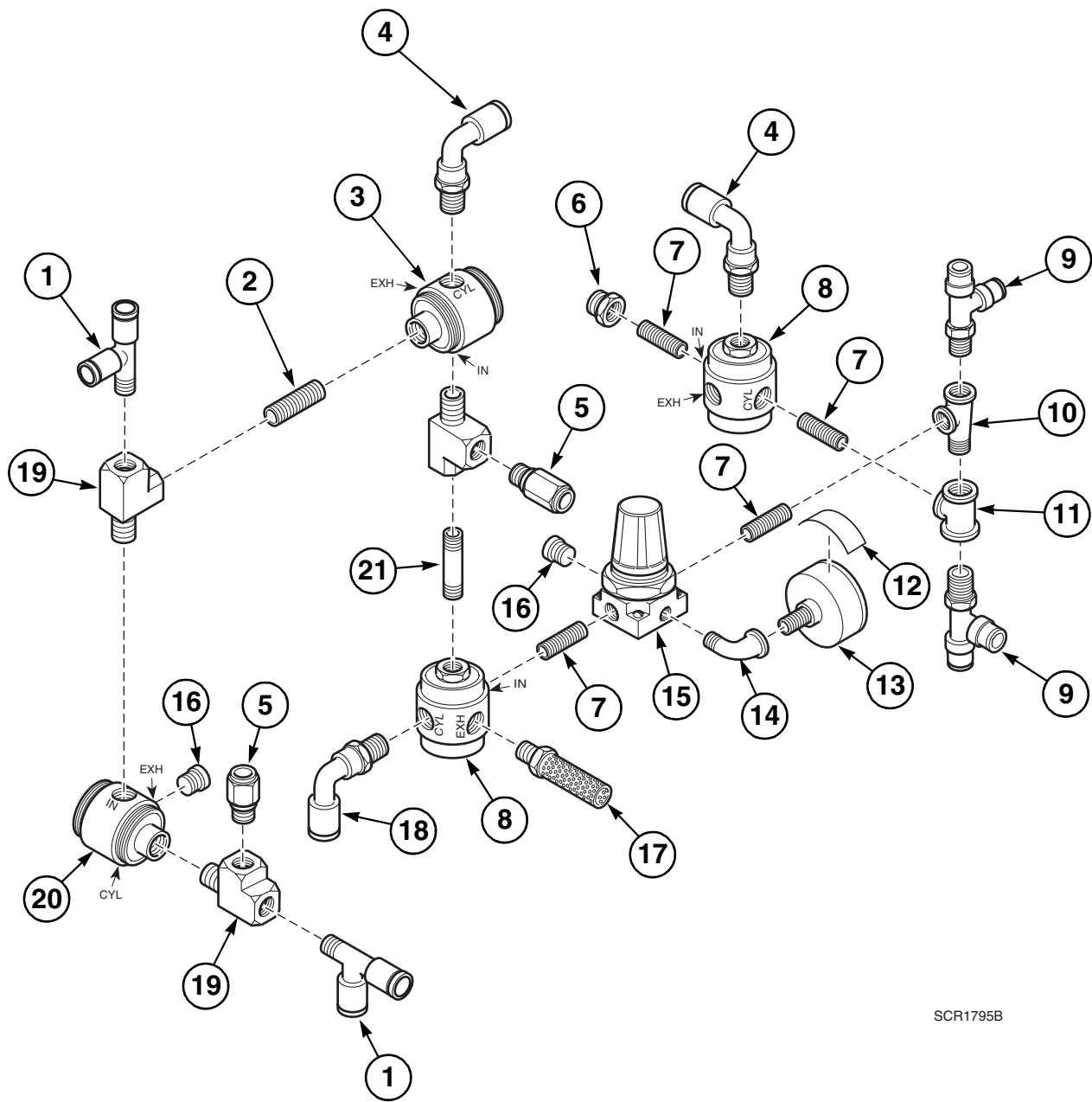


SCR1710P

Air Inlet Assembly – All Models Except CE Models Starting June 1997

REF	PART NO.	DESCRIPTION	COMMENTS
	J1575679	Air Inlet Assembly	Includes items 1-17
1	J1438357	Quick Tubing Tee	2 required
2	JA-52747	3-Way Dump Valve	125A NO
3	JC-30541	Street Pipe Tee	2 required
4	J1232313	Pipe Nipple	2 required
5	J1407741	Swivel Tubing Elbow	
6	JA-54437	3-Way Dump Valve	125A NO with boost
7	JA-53550	3-Way Dump Valve	250AA
8	JC-4606101	Pipe Nipple	
9	JC-19609	Reducing Bushing	
10	J1266808	Pipe Tee	
11	J115175201	Pipe Nipple	
12	J1482389	Pipe Bulkhead Fitting	
13	J1018415	Pipe Tee	
14	JA-53584	Air Muffler	
15	J1410323	Male Tubing Elbow	
16	J1408004	Connector	
17	JA-54394	Pipe Plug	

Air Inlet Assembly – CE Models



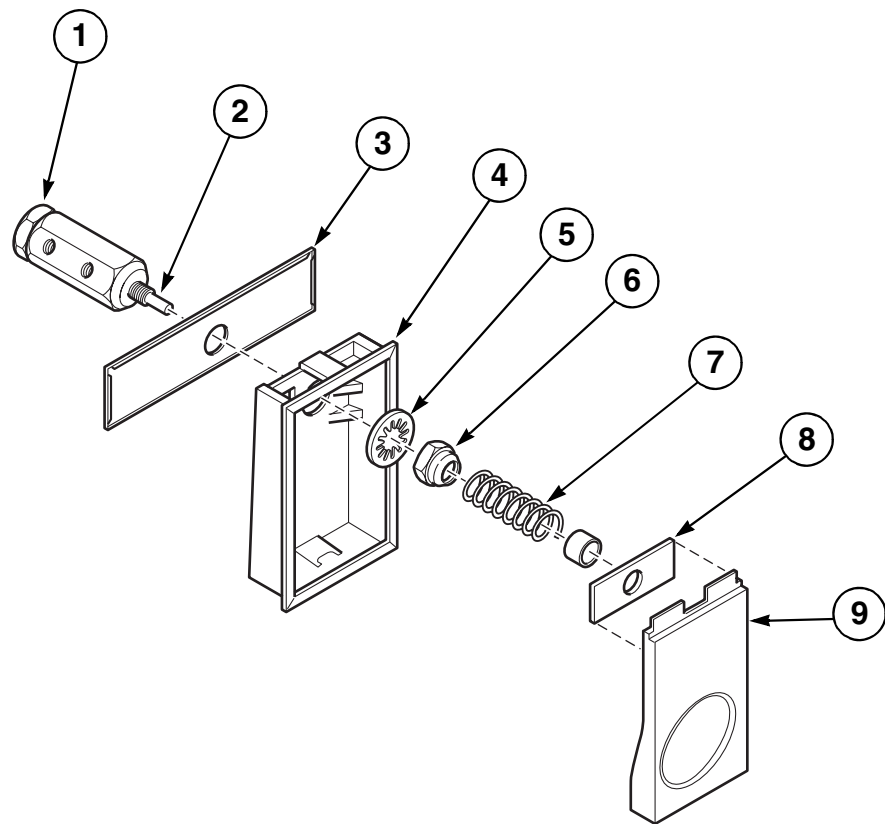
SCR1795B

Air Inlet Assembly – CE Models

REF	PART NO.	DESCRIPTION	COMMENTS
	J1631449	Internal Air Inlet	Includes items 1-21
1	J1438357	Quick Tubing Tee	2 required
2	J1232313	Pipe Nipple	
3	JA-54437	3-Way Dump Valve	125A; NO
4	J1407741	Swivel Tubing Elbow	2 required
5	J1408004	Connector	2 required
6	J1482389	Pipe Bulkhead Fitting	
7	J115175201	Pipe Nipple	4 required
8	JA-53550	3-Way Dump Valve	250AA; NC; 2 required
9	J1571033	Male Run Tee	2 required
10	J1266808	Pipe Tee	
11	J1018415	Pipe Tee	
12	J1632017	Set at 65 PSI Label	
13	J1477959	Pressure Gauge	0-160 psi
14	JC-28235	Street Pipe Elbow	
15	J1631597	Pressure Regulator	
16	J1039858	Pipe Plug	2 required
17	JA-53584	Air Muffler	
18	J1410323	Male Tubing Elbow	
19	JC-30541	Street Pipe Tee	3 required
20	JA-52747	3-Way Dump Valve	125A
21	JC-46084	Pipe Nipple	

Rectangular Close Pushbutton Assembly

Models through April 1995



SCR518P

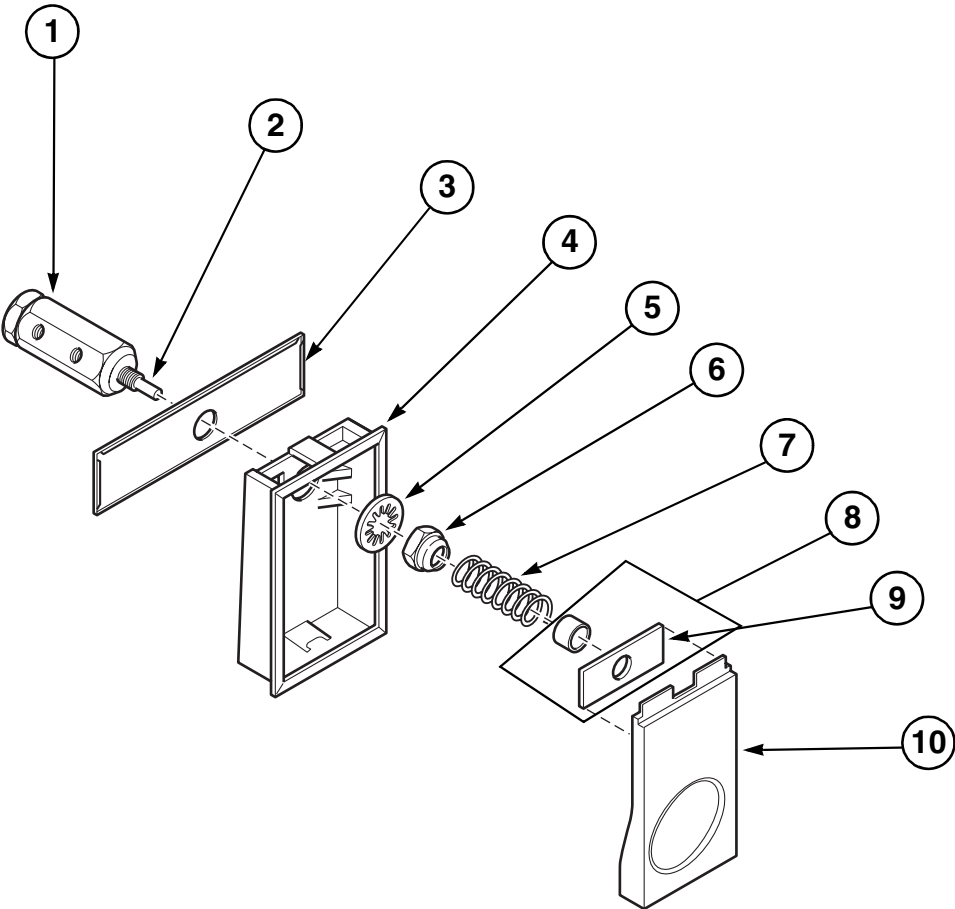
Rectangular Close Pushbutton Assembly

REF	PART NO.	DESCRIPTION	COMMENTS
	J1010-000472	Pushbutton Assembly	Red
	J1010-000473	Pushbutton Assembly	Green
1	JA-06430	Valve Body Assembly	Models starting April 1992 through April 1995; Refer to <i>Valve Body Assembly</i> section for parts breakdown
2	J1611417P	Valve Stem Assembly	Models starting April 1992 through April 1995
3	JA-31093	Button Keeper	Models starting April 1992 through April 1995
4	JA-28484	Button Housing	Green
	JA-28485	Button Housing	Red
	J1541077	Button Housing	Gray
	JA-34800	Pushbutton Housing	Black
5	JA-52196	Washer	
6	JA-12900	Nut	
7	JA-50447	Spring	
8	JA-31094	Microswitch Contact Plate	
9	JA-28487	Pushbutton	Green
	JA-28486	Pushbutton	Red
	J1541085	Pushbutton	Gray
	N/A	Pushbutton	Black

N/A = Part no longer available

Rectangular Open Pushbutton Assembly

Models Through April 1995



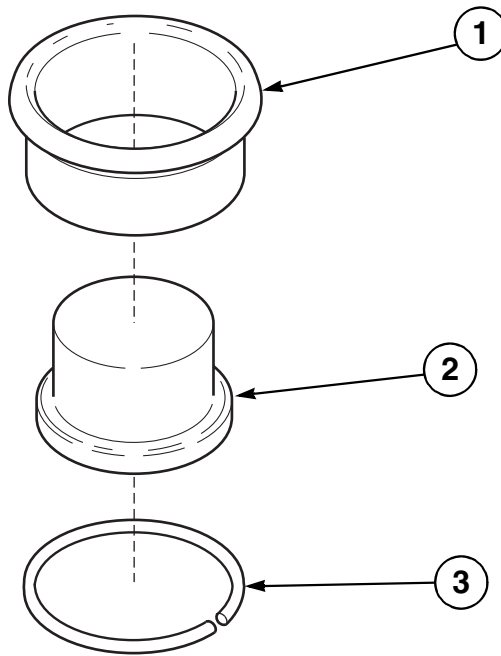
SCR518P

Rectangular Open Pushbutton Assembly

REF	PART NO.	DESCRIPTION	COMMENTS
	J1010-000473	Pushbutton Assembly	Green; Includes items 3, 4, 6, 7, 9 and 10
1	JA-06430	Valve Body Assembly	Refer to <i>Valve Body Assembly</i> section for parts breakdown
2	J1611417P	Valve Stem Assembly	
3	JA-29661	Button Housing Keeper	
4	JA-28484	Button Housing	Green
5	JA-52196	Washer	
6	JA-12900	Nut	
7	JA-50447	Spring	
8	JKIT-00224	Contact Spacer Kit	Includes item 9
9	JA-31094	Microswitch Contact Plate	
10	JA-28487	Pushbutton	Green

Round Pushbutton Components – Old Style

Models Starting April 1995 Through October 2003

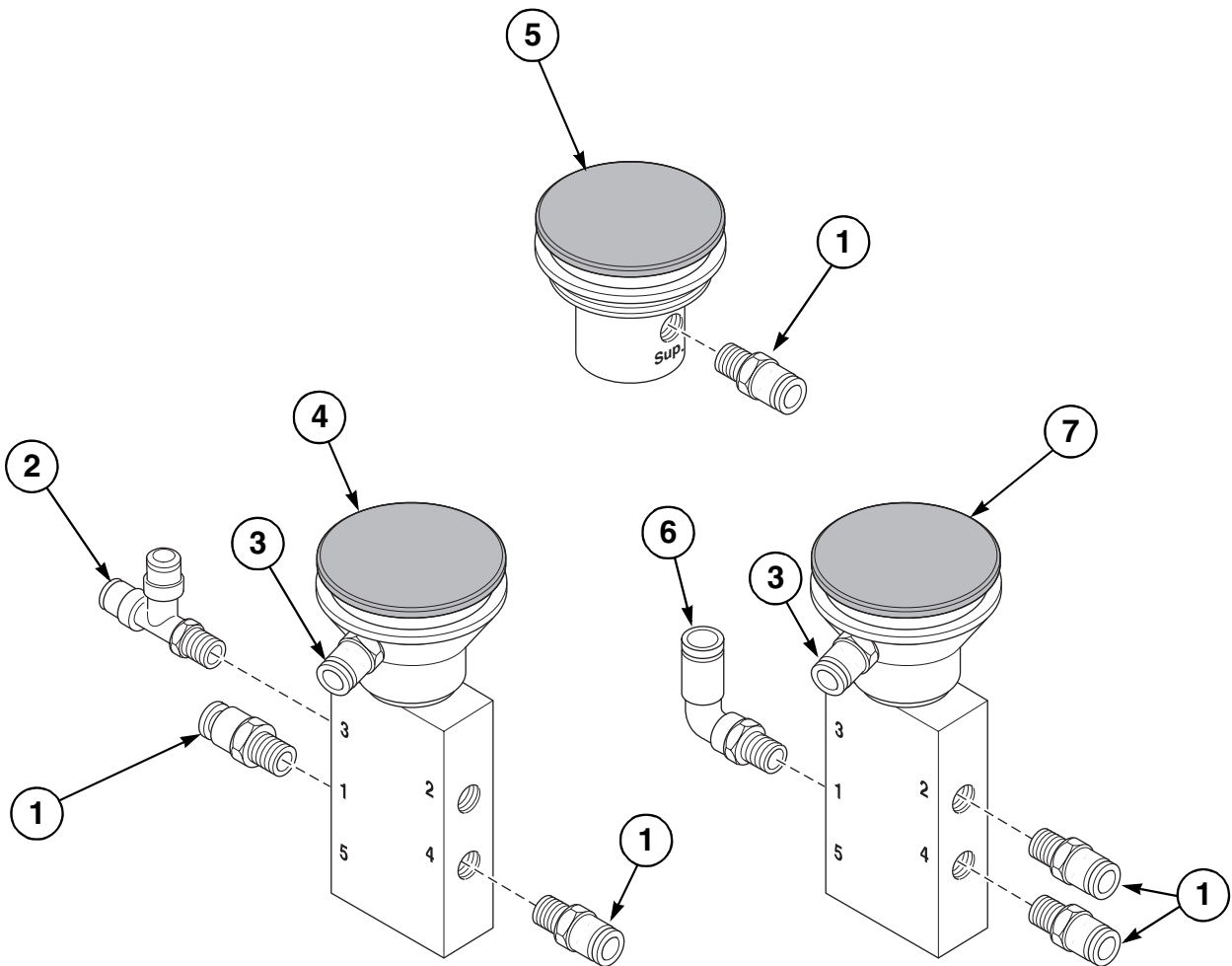


SCR1849P

Round Pushbutton Components – Old Style

REF	PART NO.	DESCRIPTION	COMMENTS
1	J1591320	Grommet	Red
	J1591304	Grommet	Gray
	J1591346	Grommet	Black
	J1591361	Grommet	Green
2	JA-04665	Pushbutton	Red
	J1538958	Pushbutton Assembly	Gray
	J1544048	Pushbutton Assembly	Black
	JA-04664	Pushbutton Assembly	Green
3	JA-17705	Lock Ring	

Round Pushbutton Components – New Style; Models Starting October 2003 Through February 2005

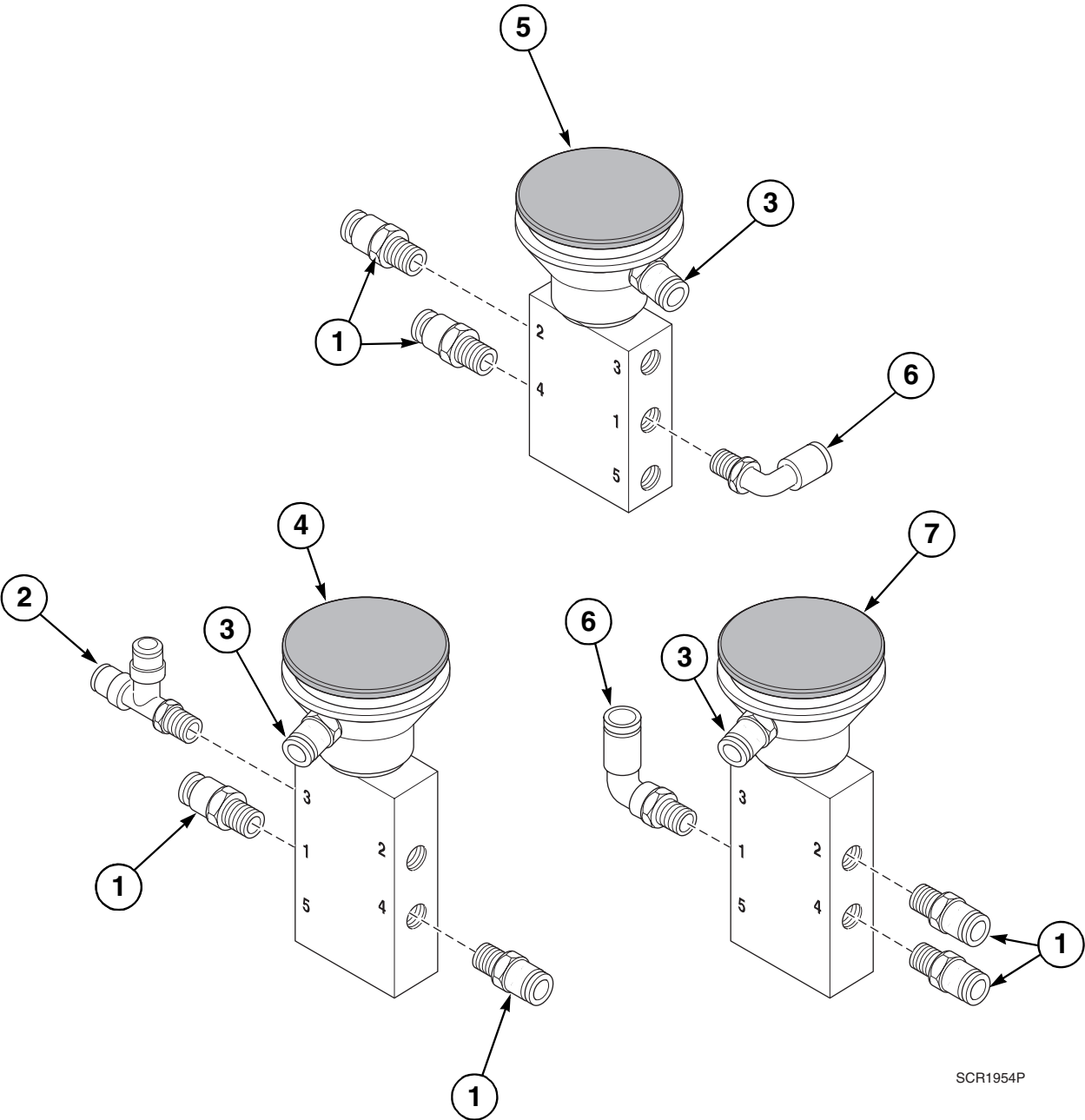


SCR2006P

Round Pushbutton Components– New Style; Models Starting October 2003 Through February 2005

REF	PART NO.	DESCRIPTION	COMMENTS
1	J1408004	Connector	5 required
2	J1438357	Quick Tubing Tee	
3	J200217400	Male Connector	2 required
4	J200217200P	Pushbutton	Gray; 4-way; Left
5	J200012300	Pushbutton	Red; 3-way
6	J1407741	Swivel Tubing Elbow	
7	J200217100P	Pushbutton	Gray; 4-way; Right

Round Pushbutton Components – New Style; Models Starting February 2005

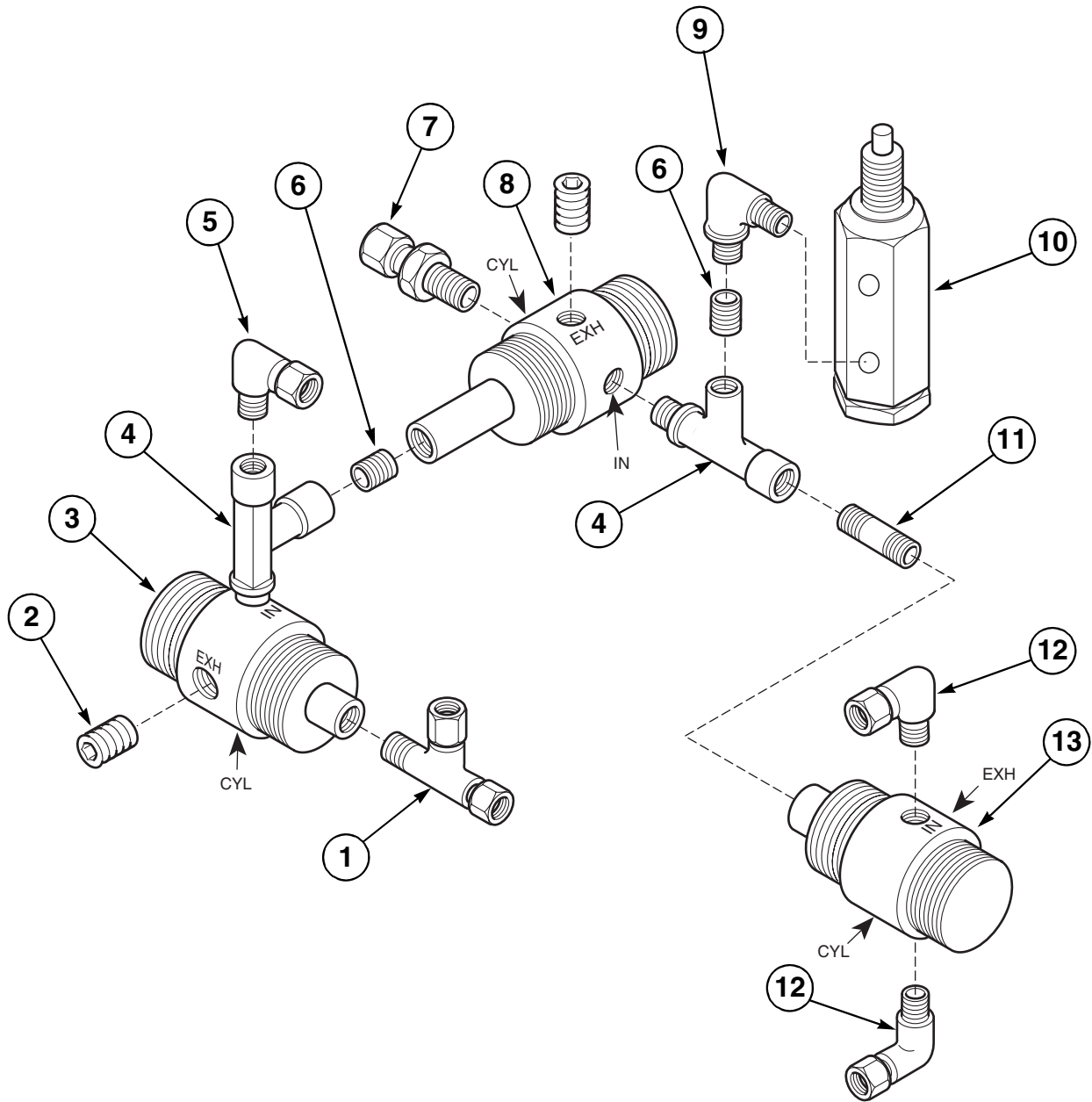


Round Pushbutton Components – New Style; Models Starting February 2005

REF	PART NO.	DESCRIPTION	COMMENTS
1	J1408004	Connector	6 required
2	J1438357	Quick Tubing Tee	
3	J200217400	Male Connector	3 required
4	J200217200P	Pushbutton	Gray; 4-way; Left
5	J200217300	Pushbutton	Black; 4-way; Lock
6	J1407741	Swivel Tubing Elbow	2 required
7	J200217100P	Pushbutton	Gray; 4-way; Right

Open Valve Assembly

Models Through April 1992



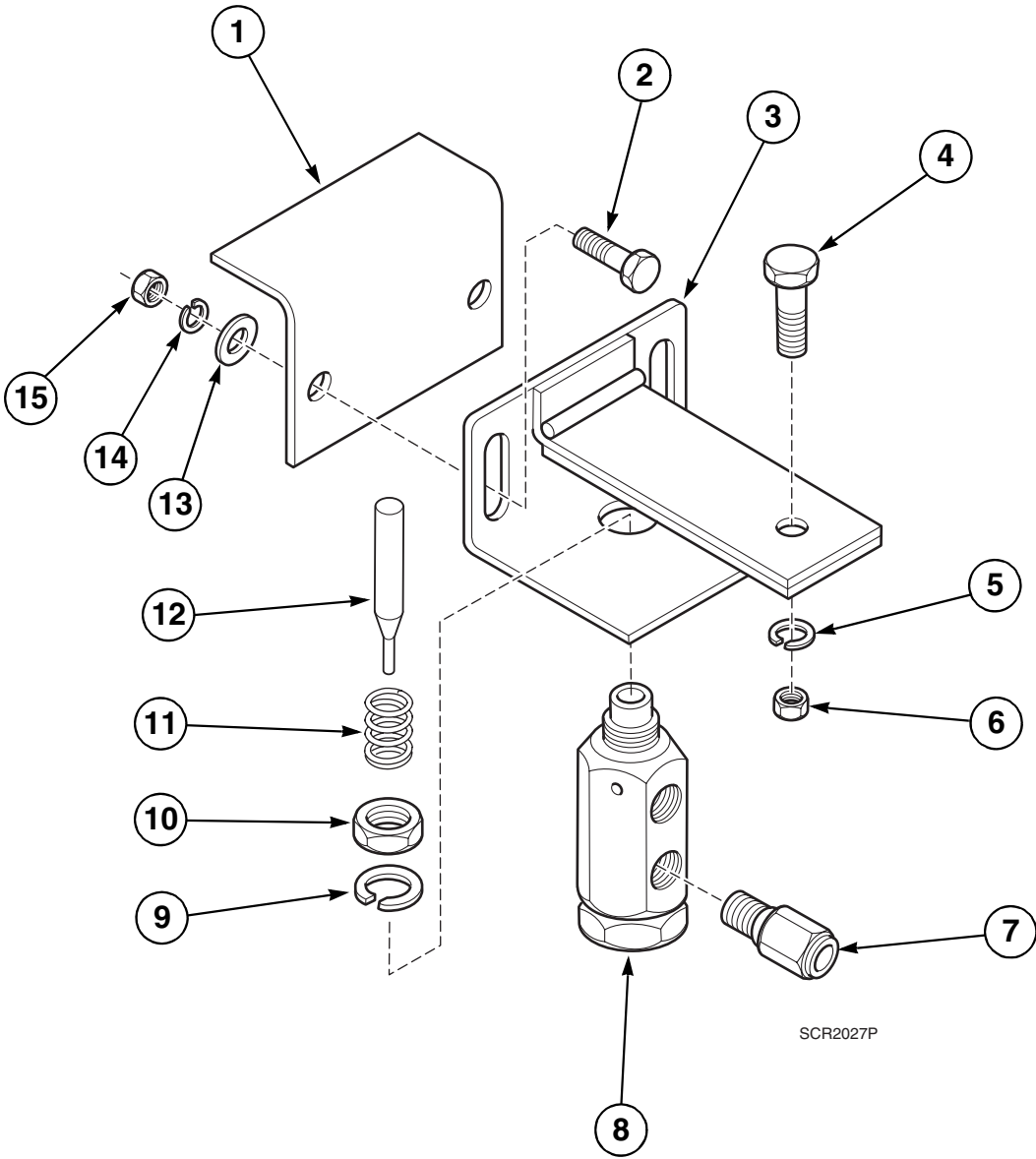
SCR2049P

Open Valve Assembly

REF	PART NO.	DESCRIPTION	COMMENTS
	J1425867	Open Valve Assembly	Includes items 1-13
1	JA-52314	Male Compression Tee	
2	JA-54394	Pipe Plug	
3	JA-52747	3-Way Dump Valve	125A NO
4	JC-30541	Street Pipe Tee	2 required
5	JA-50770	Male Compression Elbow	
6	J1232313	Pipe Nipple	2 required
7	J1151661	Compression Connector	
8	JA-54437	3-Way Dump Valve	125A NO with boost
9	JA-54494	Street Pipe Elbow	
10	JA-06430	Valve Body Assembly	Refer to <i>Valve Body Assembly</i> section for parts breakdown
11	J1026103	Pipe Nipple	
12	J1019298	Compression Elbow	2 required
13	J1426204	3-Way Valve	125AA NC

Open Valve and Bracket Assembly

Models Starting April 1992 Through October 2003

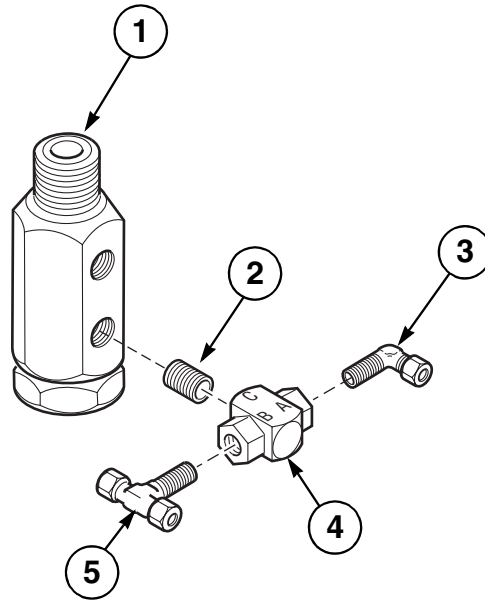


Open Valve and Bracket Assembly

REF	PART NO.	DESCRIPTION	COMMENTS
	J1575984	Open Valve and Bracket Assembly	Includes items 1-15
	J1576198	Open Valve Assembly	CE models; Includes items 1-15
1	J1575299	Table Mounting Bracket	
2	JC-61269	Screw	2 required
3	JA-00546	Bracket Assembly	
4	M400057	Screw	
5	M400013	Washer	
6	70142	Nut	
7	J1408004	Connector	Used with J1575984 Open Valve and Bracket Assembly
	J1438357	Quick Tubing Tee	Used with J1576198 Open Valve and Bracket Assembly
8	JA-06430	Valve Body Assembly	Refer to <i>Valve Body Assembly</i> section for parts breakdown
9	JA-52196	Washer	
10	JA-12900	Nut	
11	JA-50447	Spring	
12	J1611417P	Valve Stem Assembly	
13	J1001213	Washer	2 required
14	J1000975	Washer	2 required
15	J1000736	Nut	2 required

Open Pushbutton Valve Assembly

Models Starting December 1986 Through October 2003



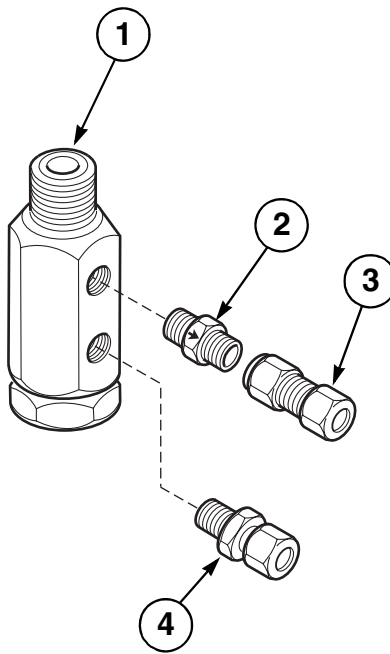
SCR1702P

Open Pushbutton Valve Assembly

REF	PART NO.	DESCRIPTION	COMMENTS
1	JA-06430	Valve Body Assembly	Refer to <i>Valve Body Assembly</i> section for parts breakdown
2	J1232313	Pipe Nipple	
3	JA-50770	Male Compression Elbow	
4	JA-53602	Shuttle Valve	
5	JC-30734	Male Compression Tee	

Lock Valve Fitting and Flow Control Assembly

Models Starting December 1986



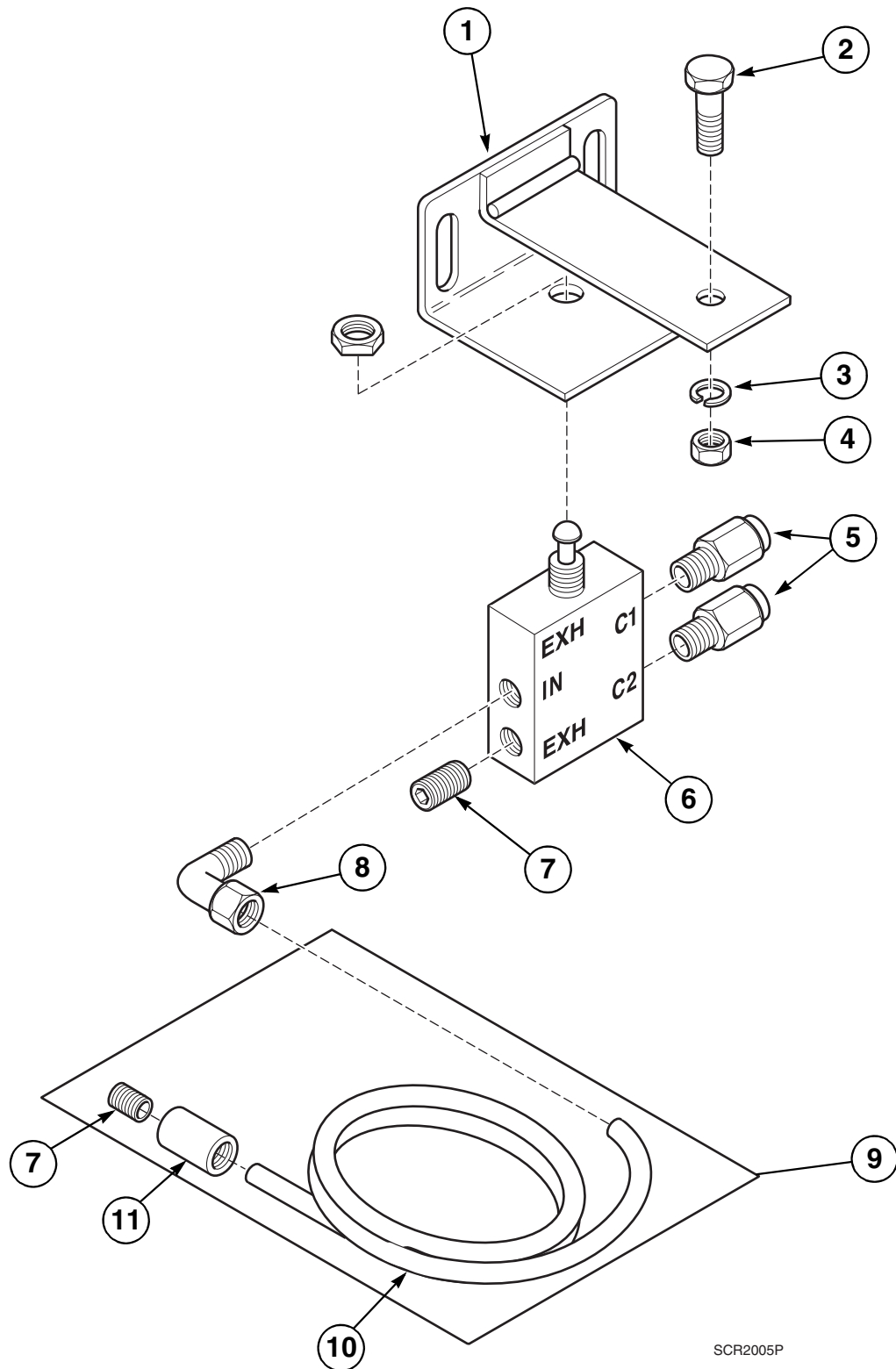
SCR1812P

Lock Valve Fitting and Flow Control Assembly

REF	PART NO.	DESCRIPTION	COMMENTS
	JA-85913	Valve	Includes items 1-4
1	JA-06430	Valve Body Assembly	Refer to <i>Valve Body Assembly</i> section for parts breakdown
2	JA-54042	Check Valve	
3	JC-30879	Female Compression Connector	
4	J1151661	Compression Connector	

Right Close Valve Assembly

Models Through October 2003



Right Close Valve Assembly

REF	PART NO.	DESCRIPTION	COMMENTS
	J1425834	Close Valve Assembly	Includes items 1-11; Models through June 1997
	J1575950P	Close Valve Assembly	Includes items 1-11; Models starting June 1997 through October 2003
	JA-50447	Spring	
1	J1492883	Bracket Assembly	
2	JA-52422	Bolt	Models through June 1997
	M400057	Screw	Models starting June 1997 through October 2003
3	M400013	Washer	Models starting June 1997 through October 2003
4	20275	Nut	2 required; Models through June 1997
	70142	Nut	2 required; Models starting June 1997 through October 2003
5	J1151661	Compression Connector	2 required; Models through June 1997; Use with 4-Way Air Valve J1274182
	J1408004	Connector	2 required; Models starting June 1997 through October 2003
6	J1586809	4-Way Air Valve	Models starting June 1997 through October 2003; Replaces 4-Way Air Valve J1274182 models through June 1997
7	J1429513	Plug Fitting	Models through June 1997; Use with 4-Way Air Valve J1274182
	J1161413	Pipe Plug	Models starting June 1997 through October 2003
8	J1012392	Polyflo Elbow	Models starting June 1977 through October 2003
9	N/A	Reservoir Tube Assembly	Old style; Models starting June 1997 through October 2003; Includes items 7, 10 and 11
	J200041400	Pneumatic Reservoir	New style; Order to replace items 7, 10 and 11
	J200098400P	Reservoir Kit	Use to change from old style reservoir to new style reservoir
10	J0141711-00	Tubing	3/8 inch OD; 12.5 feet required
11	J1375880	Female Polyflo Connector	Models starting June 1997 through October 2003

N/A = Part no longer available

Models ADCF446 and DCF446 Starting June 1997 Through October 2003

This exploded view diagram illustrates the assembly of the 1000 Series Solenoid Valve. The components are numbered as follows:

- 1**: Solenoid Valve Body
- 2**: Solenoid Coil
- 3**: Mounting Bolt
- 4**: Mounting Nut
- 5**: O-ring
- 6**: Mounting Washer
- 7**: Solenoid Plug
- 8**: Solenoid Plug Cap
- 9**: Solenoid Plug Nut
- 10**: Solenoid Plug Washer
- 11**: Solenoid Plug Hose
- 12**: Solenoid Plug
- 13**: Solenoid Plug
- 14**: Solenoid Plug
- 15**: Solenoid Plug
- 16**: Solenoid Plug

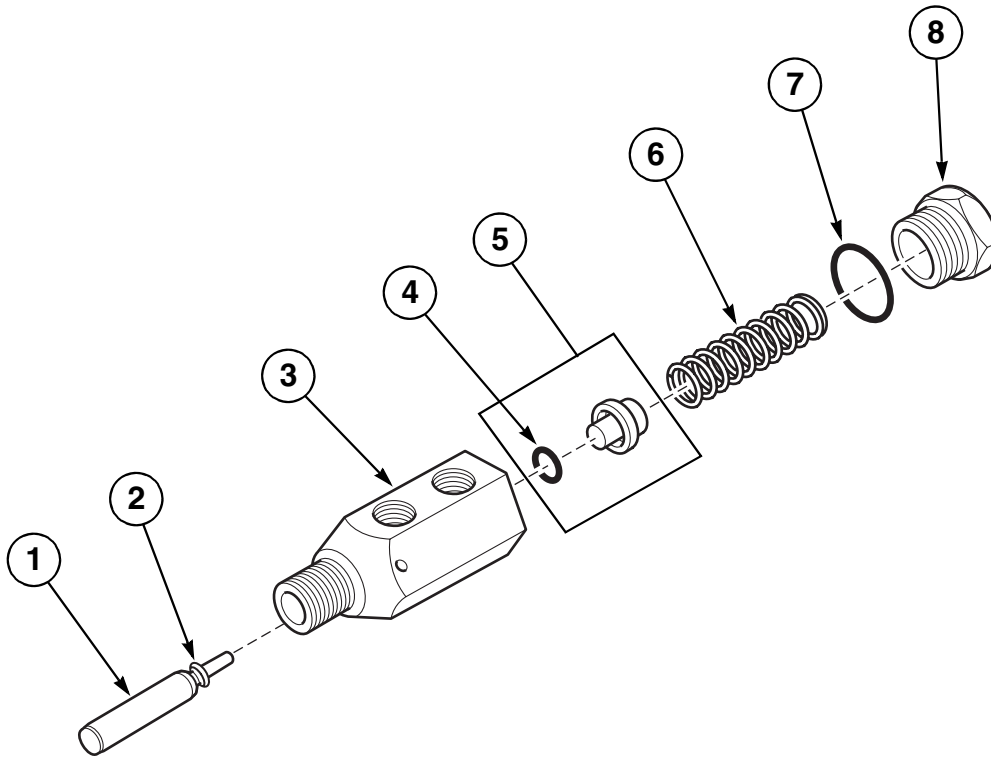
AJ0949

Lock Valve Assembly

REF	PART NO.	DESCRIPTION	COMMENTS
	J1576180	Lock Valve Assembly	Includes items 1-3 and 5-13
1	J1575299	Table Mounting Bracket	
2	J1492883	Bracket Assembly	
3	M400057	Screw	
4	JC-61269	Screw	2 required
5	M400013	Washer	
6	70142	Nut	
7	J1012392	Polyflo Elbow	
8	N/A	Reservoir Tube Assembly	Old style; Includes items 9-11
	J200041400	Pneumatic Reservoir	New style; Order to replace items 9-11
	J200098400P	Reservoir Kit	Use to change from old style reservoir to new style reservoir
9	J1161413	Pipe Plug	
10	J1375880	Female Polyflo Connector	
11	J0141711-00	Tubing	3/8 inch OD; 12.5 feet required
12	J1142504	3-Way Valve	
13	J1408004	Connector	2 required
14	J1001213	Washer	2 required
15	J1000975	Washer	2 required
16	J1000736	Nut	2 required

N/A = Part no longer available

Valve Body Assembly



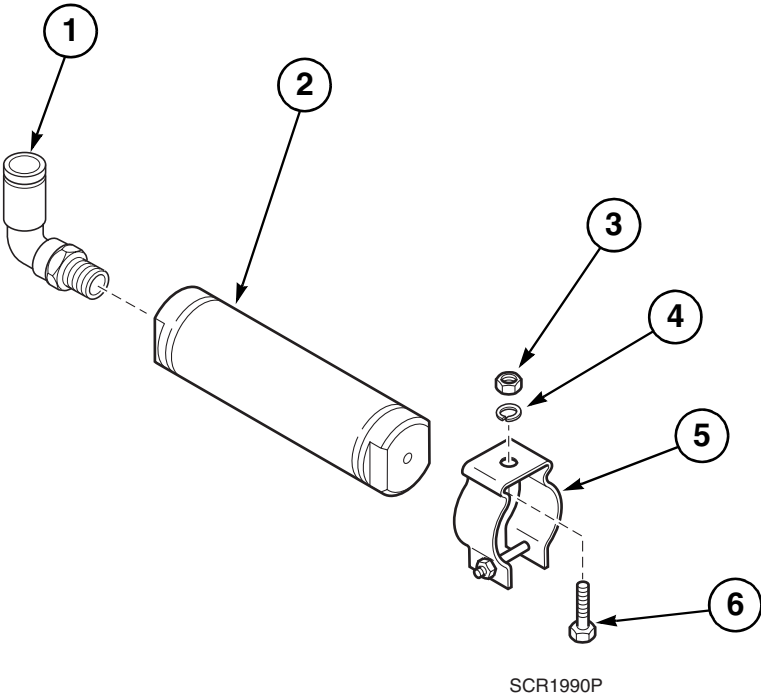
SCR1842P

Valve Body Assembly

REF	PART NO.	DESCRIPTION	COMMENTS
	JA-06430	Valve Body Assembly	Includes items 1-8
1	J1611417P	Valve Stem Assembly	
2	J1403310	O-Ring	
3	JA-10514	Valve Body	
4	J1403310	O-Ring	Viton
5	JA-11599	Valve	Includes item 4
6	JA-51336	Compression Spring	
7	JC-57441	O-Ring	
8	JA-10515	Valve Cap	

Reservoir Assembly

Models Starting November 2003

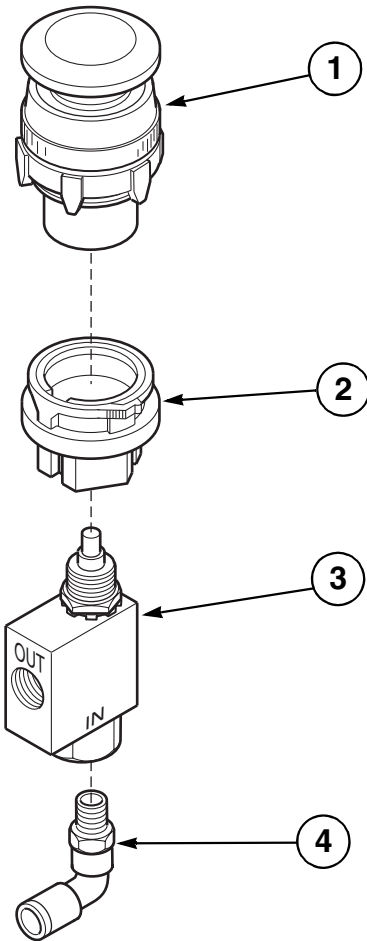


Reservoir Assembly

REF	PART NO.	DESCRIPTION	COMMENTS
	J200098400P	Reservoir Kit	To change from old style reservoir to new style reservoir
1	J1517358	Male Tubing Elbow	
2	J200041400	Pneumatic Reservoir	
3	20275	Nut	
4	J1185073	Washer	
5	JC-35100	Conduit Hanger	
6	F430935	Screw	

Emergency Stop Button Assembly

CE Models



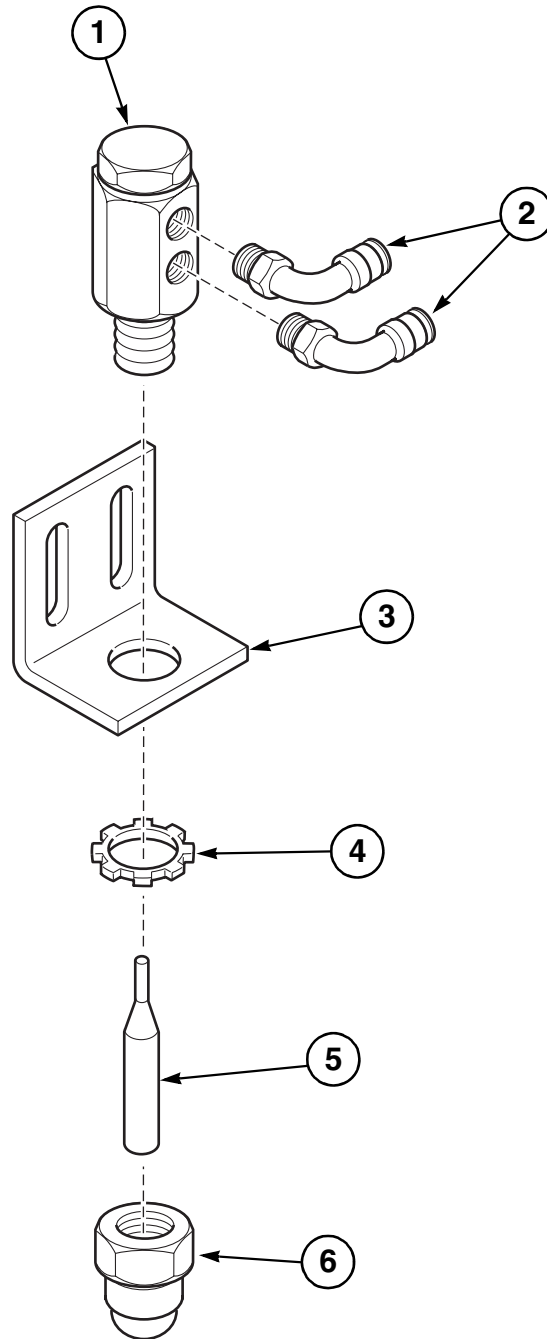
CAB2130P

Emergency Stop Button Assembly

REF	PART NO.	DESCRIPTION	COMMENTS
	J1635069	Emergency Stop Button Assembly	Includes items 1-4
1	J1635044	Emergency Stop Head Button	
2	J1635051	Valve Adapter	
3	J1422740	3-Way Valve	
4	J1407741	Swivel Tubing Elbow	

Reset Valve Assembly

CE Models

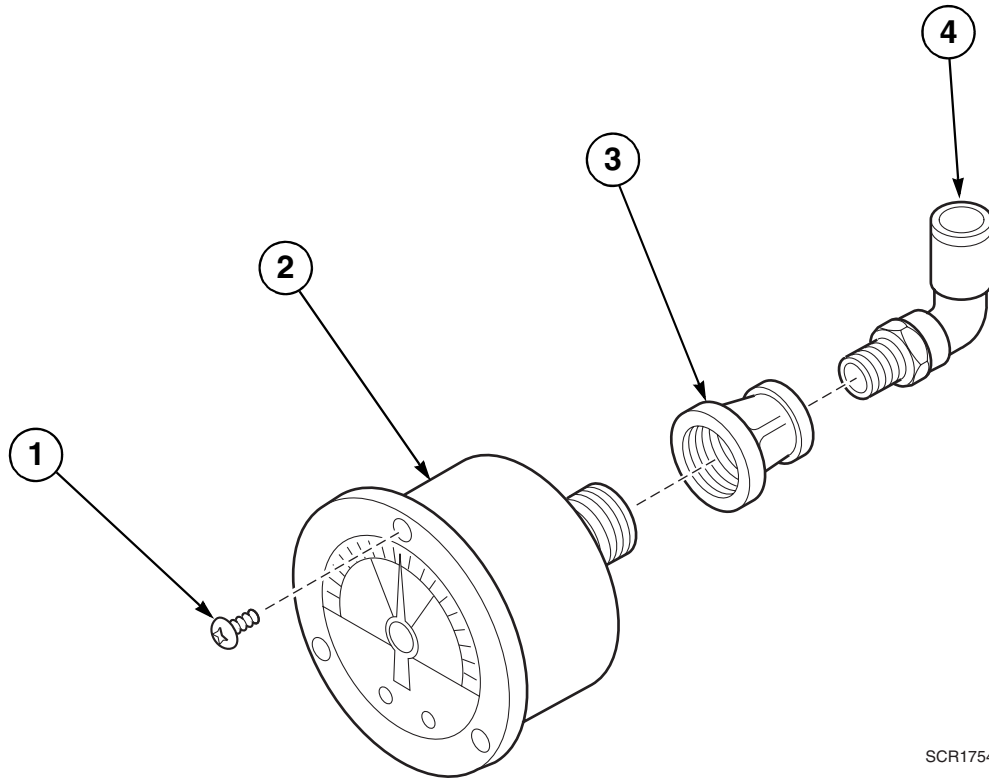


SCR1799B

Reset Valve Assembly

REF	PART NO.	DESCRIPTION	COMMENTS
	J1631498	Reset Valve Assembly	Includes items 1-6
1	JA-06430	Valve Body Assembly	
2	J1407741	Swivel Tubing Elbow	2 required
3	J1629112	Valve Bracket	
4	JA-52196	Washer	
5	J1611417P	Valve Stem Assembly	
6	JA-00397	Pushbutton Assembly	

Air Gauge Assembly



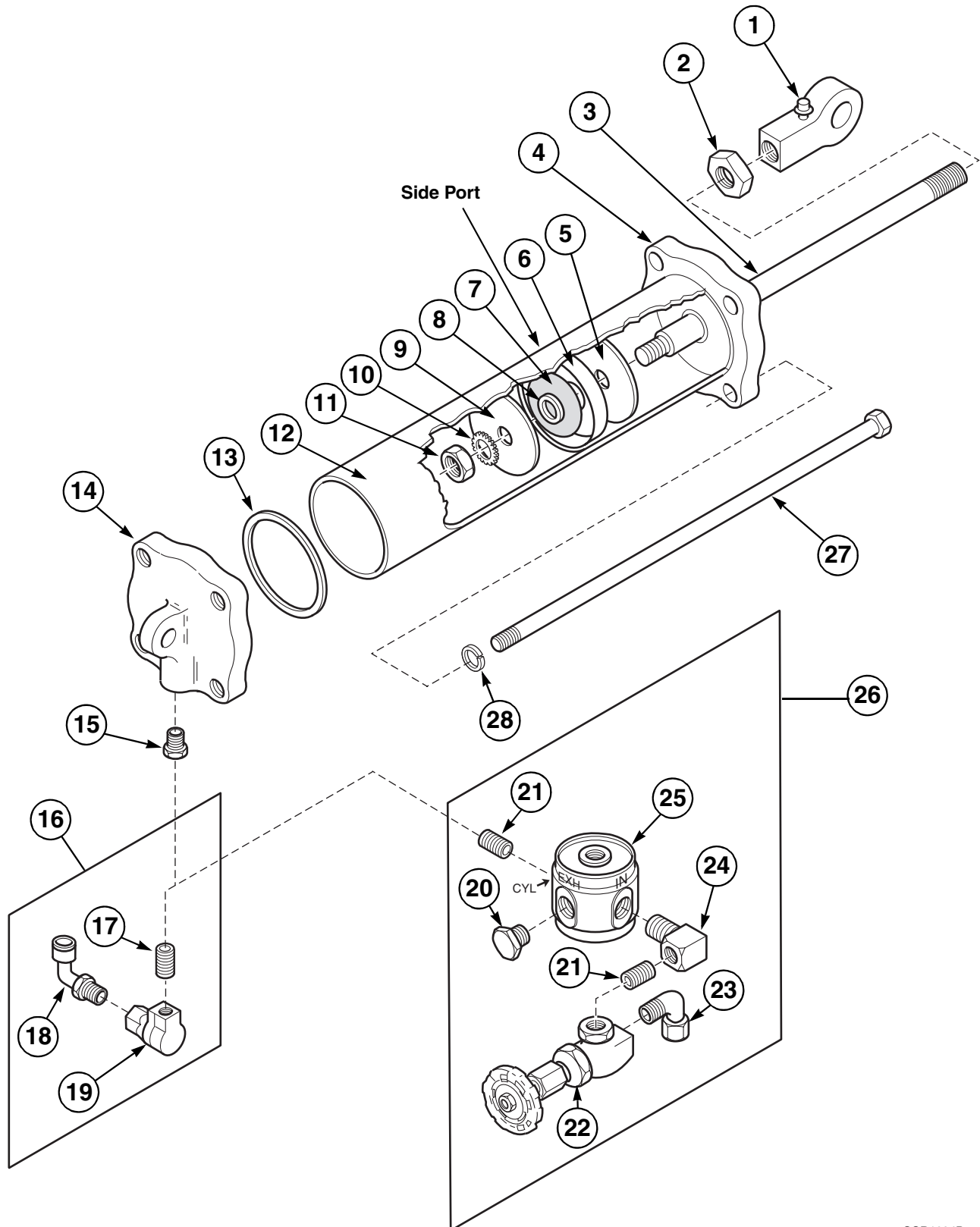
SCR1754P

Air Gauge Assembly

REF	PART NO.	DESCRIPTION	COMMENTS
	JA-81267P	Air Gauge Assembly	Models through June 1997; Includes items 2-4
	J1575638P	Air Gauge Assembly	Models starting June 1997; Includes items 2-4
1	J1371145	Screw	3 required
2	JA-54957P	Pressure Gauge	
3	JA-50676	Pipe Coupling	
4	J1407741	Swivel Tubing Elbow	New style; Quick connect
	JA-50770	Male Compression Elbow	Old style; 3/16 x 1/8 NPT

Closing Air Cylinder and Fitting Assembly – Models ADC18, ADC43, ADC45, ADC446SE, ADC446, AAOU45, DC18, DC43, DC45, DC446SE, DC446 and AOU45 Through June 2002

Round Body Cylinder



SCR1694P

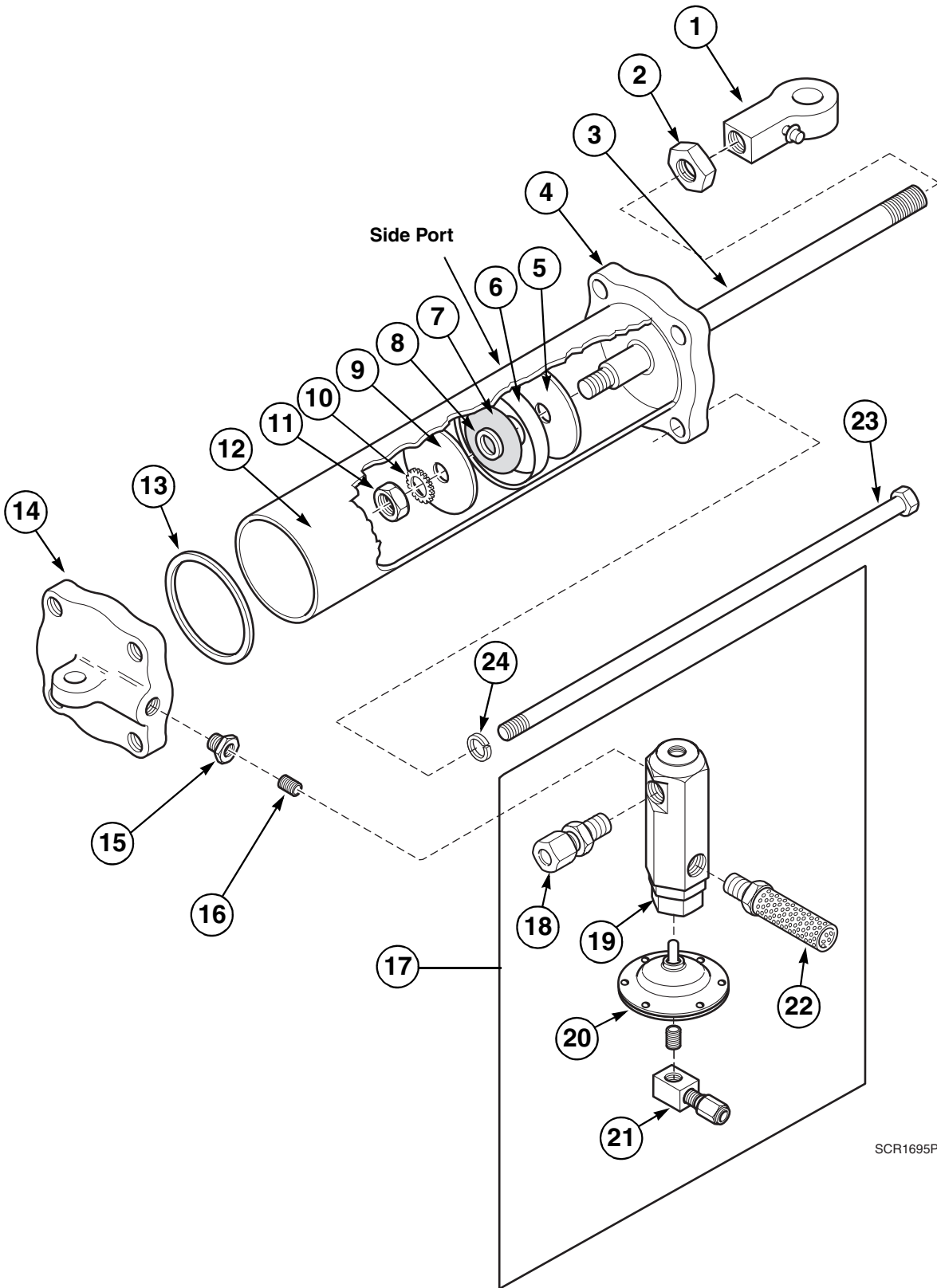
Closing Air Cylinder and Fitting Assembly – Models ADC18, ADC43, ADC45, ADC446SE, ADC446, AAOU45, DC18, DC43, DC45, DC446SE, DC446 and AOU45 Through June 2002)

REF	PART NO.	DESCRIPTION	COMMENTS
	J1425826	Air Cylinder and Valve Assembly	Models through June 1997; Includes items 1-28
	J1538784	Air Cylinder and Fitting Assembly	Models starting June 1997; Includes items 1-15, 27 and 28
	J1313105	Air Cylinder	Includes items 3-7, 9-14, 27 and 28
1	JA-53961	Female Rod End Bearing	
2	JA-50434	Nut	
3	JA-28266	Piston Rod	
4	JA-09724	Upper Head Assembly	
5	JA-11068	Outside Plate	
6	J1324854	Piston Cup Seal	
7	JA-13208	Cylinder Spacer	
8	N/A	Washer	
9	JA-11069	Inside Plate	
10	M403958	Washer	
11	JA-50413	Nut	
12	J1296565	Cylinder Body Weldment Assembly	
13	J1428986	Cylinder Head Gasket	Models AAOU45 and AOU45 starting April 1992; All other models starting June 1997
14	JA-17711	Lower Head	
15	JC-19609	Reducing Bushing	Models starting April 1992 through June 1997
16	J1425818	Closing Cylinder Valve Assembly	Models starting April 1992 through June 1997; Includes items 17-19
17	J1232313	Pipe Nipple	Models starting April 1992 through June 1997
18	J1019298	Compression Elbow	Models starting April 1992 through June 1997
	J1410323	Male Tubing Elbow	Models starting June 1997
19	JA-56925	Quick Exhaust Air Valve	Models starting April 1992 through June 1997
20	JA-53584	Air Muffler	Models through April 1992
21	JA-50770	Male Compression Elbow	Models through April 1992
22	JA-52071	Needle Valve	Models through April 1992
23	J1151653	Compression Elbow	Models through April 1992
24	J115175201	Pipe Nipple	2 required; Models through April 1992
25	JA-53550	3-Way Dump Valve	Models through April 1992
26	N/A	Valve Assembly	Models through April 1992; Includes items 20-25
27	JA-55343	Screw	4 required
28	M400013	Washer	4 required

N/A = Part no longer available

Closing Air Cylinder and Fitting Assembly – Models ADCF446, ADCF446SE, DCF446 and DCF446SE Through June 2002

Round Body Cylinder

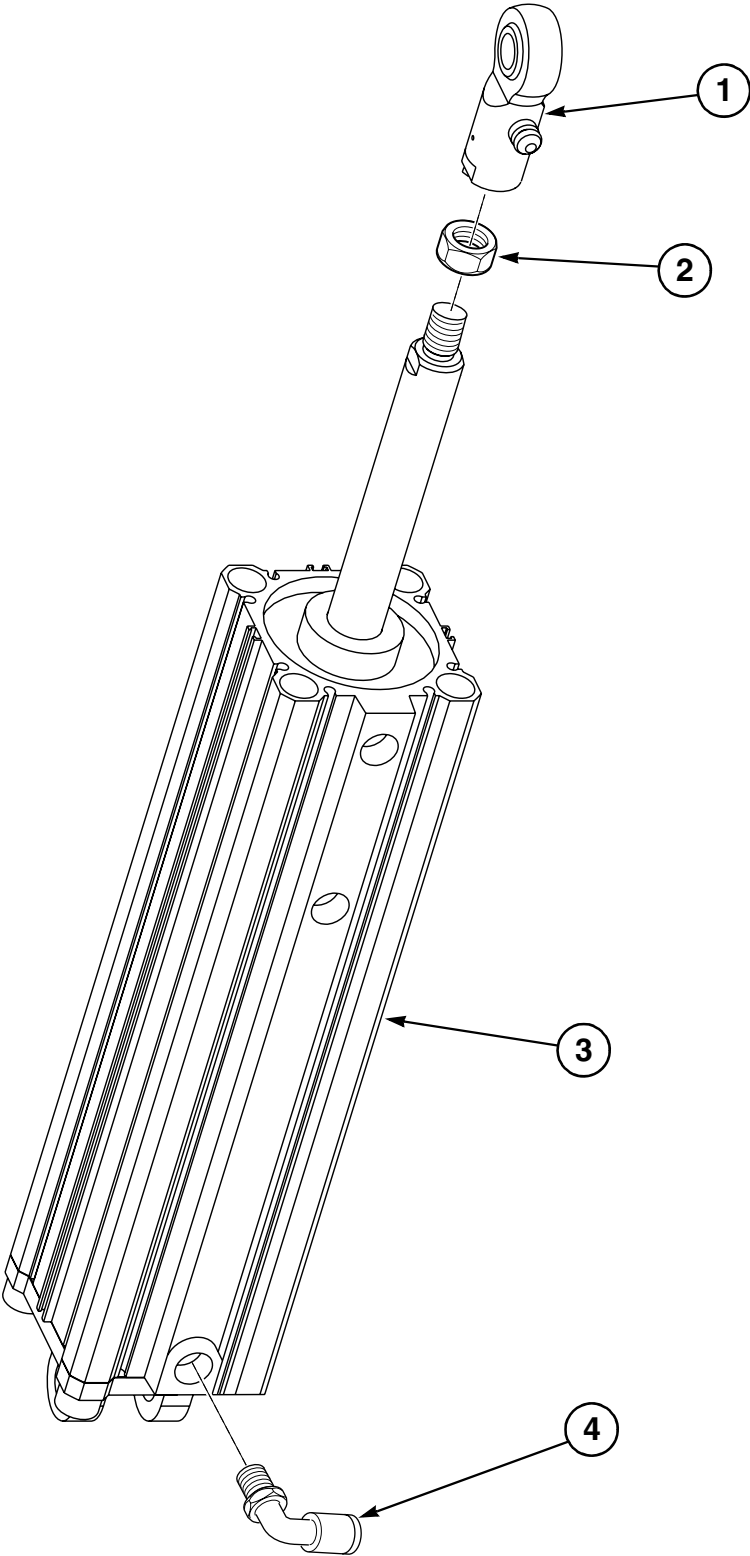


Closing Air Cylinder and Fitting Assembly – Models ADCF446, ADCF446SE, DCF446 and DCF446SE Through June 2002

REF	PART NO.	DESCRIPTION	COMMENTS
	J1425826	Air Cylinder and Valve Assembly	Models through June 1997; Includes items 1-24
	J1538784	Air Cylinder and Fitting Assembly	Models starting June 1997; Includes items 1-24
1	JA-53961	Female Rod End Bearing	
2	JA-50434	Nut	
3	JA-28266	Piston Rod	
4	JA-09724	Upper Head Assembly	
5	JA-11068	Outside Plate	
6	J1324854	Piston Cup Seal	
7	JA-13208	Cylinder Spacer	
8	N/A	Washer	
9	JA-11069	Inside Plate	
10	M403958	Washer	
11	JA-50413	Nut	
12	J1296565	Cylinder Body Weldment Assembly	
13	J1428986	Cylinder Head Gasket	
14	JA-17711	Lower Head	
15	JC-19662	Reducing Bushing	
16	J115175201	Pipe Nipple	
17	N/A	Valve Assembly	Includes items 18-22
18	J1160761	Compression Connector	
19	N/A	Control Valve Assembly	Internal parts JA-20084 Large Valve, JA-20083 Valve and JA-51063 Compression Spring available for repair
20	N/A	Diaphragm Assembly	Models starting August 1987 through June 1997; Refer to <i>Diaphragm Assembly</i> section for parts breakdown
	J1572957	Diaphragm Assembly	Models starting June 1997; Refer to <i>Diaphragm Assembly</i> section for parts breakdown
21	JA-50770	Male Compression Elbow	
22	JA-51735	Air Muffler	
23	JA-55343	Screw	4 required
24	M400013	Washer	4 required

N/A = Part no longer available

Closing Cylinder Assembly – Models Starting February 11, 2005



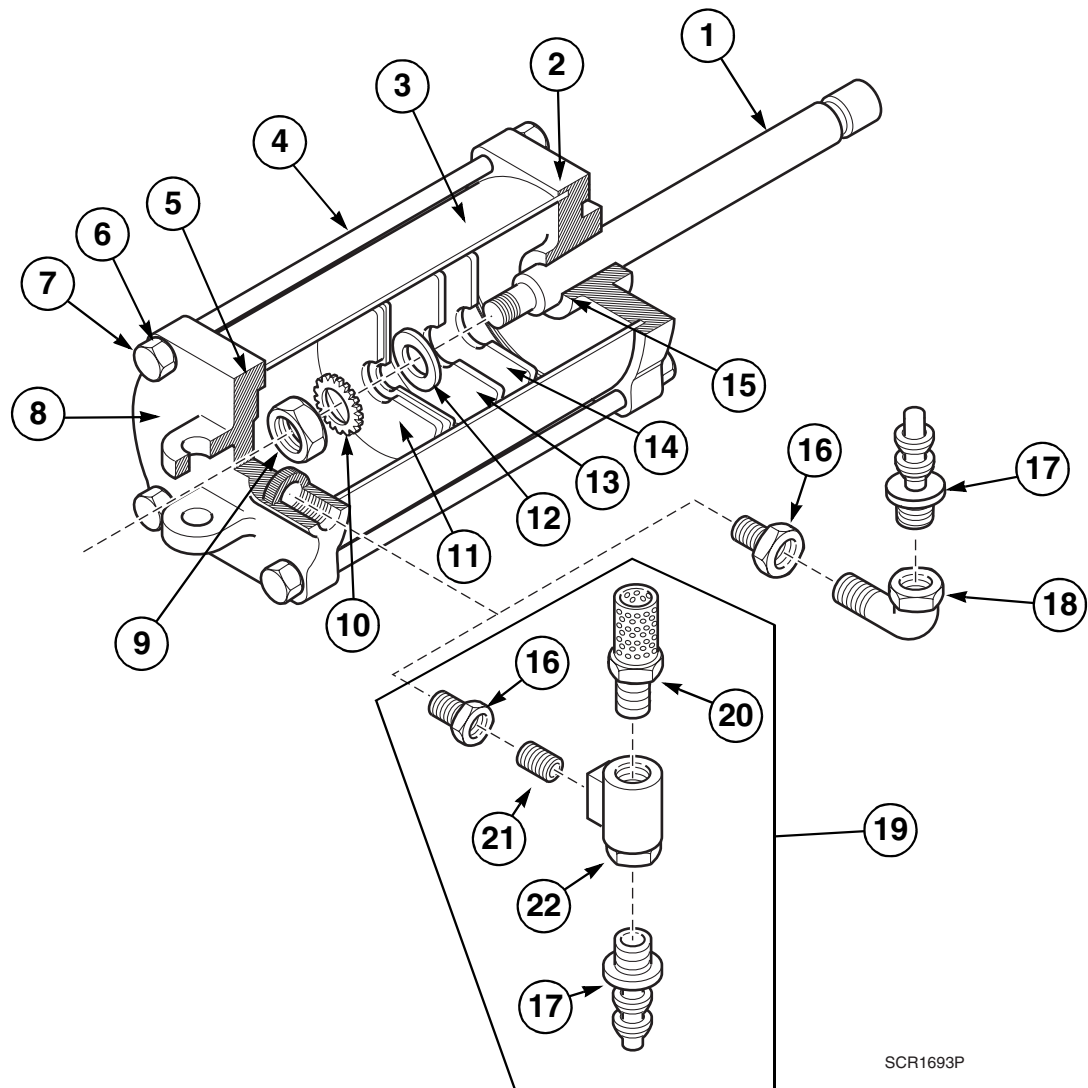
SCR2029P

Closing Cylinder Assembly – Models Starting February 11, 2005

REF	PART NO.	DESCRIPTION	COMMENTS
	J0637118-00	Closing Cylinder Assembly	Includes items 1-4; 2 inch
	J798866	Cylinder Rebuild Kit	Use with item 2
	J0210103-01	Oil	ISO VG 32 grade; Quart
	J0210103-04	Oil	ISO VG 32 grade; Gallon
	J0210103-20	Oil	ISO VG 32 grade; 5 gallon
1	JA-53961	Female Rod End Bearing	
2	JA-50434	Nut	
3	J0250101-00	Closing Cylinder	
4	J1410323	Male Tubing Elbow	

Pressing Cylinder and Valve Assembly – Models through June 2002

Round Body Cylinder



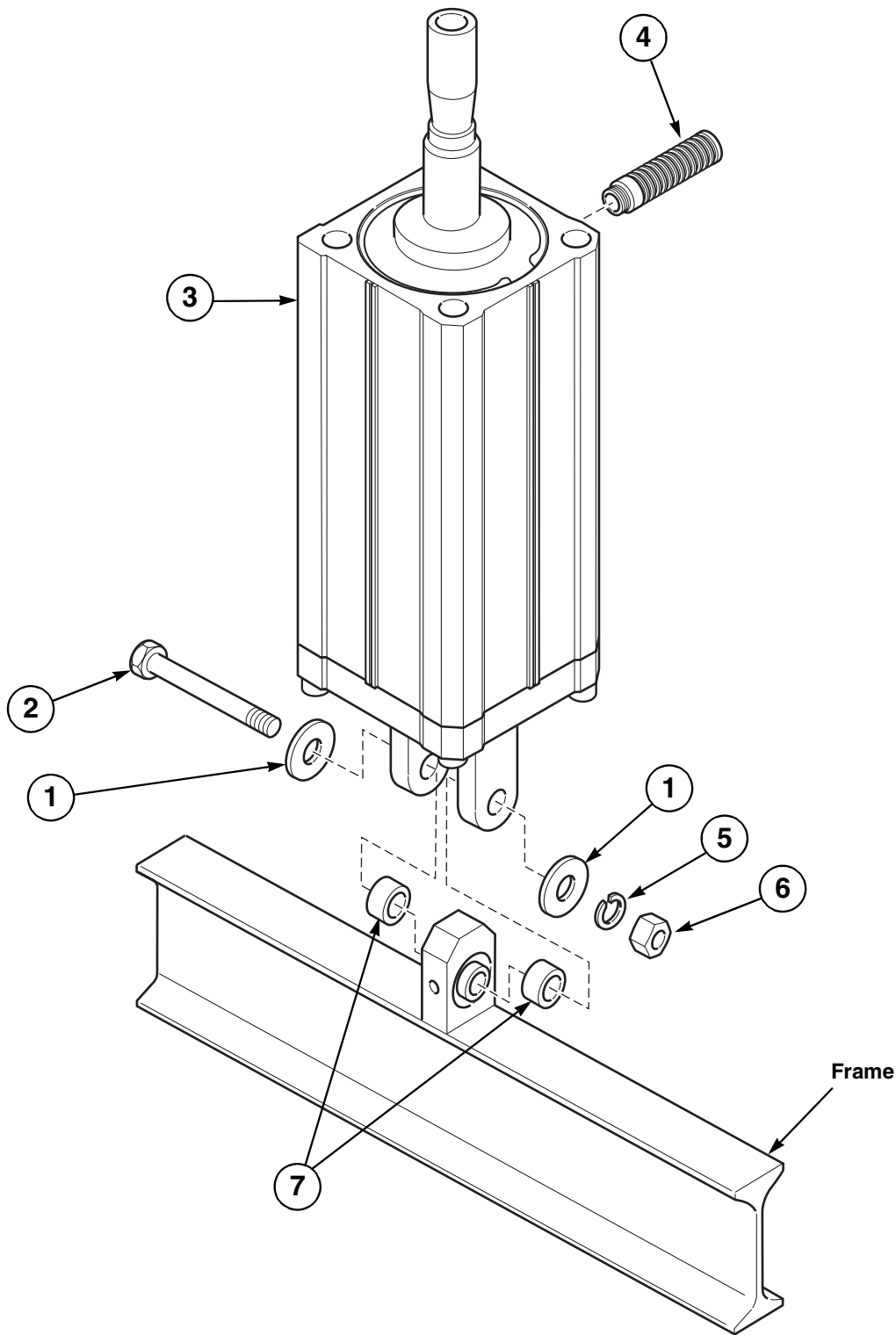
SCR1693P

Pressing Cylinder and Valve Assembly – Models through June 2002

REF	PART NO.	DESCRIPTION	COMMENTS
1	JA-28607	Piston Rod	
2	J1371079	Upper Cylinder Head Assembly	
3	JA-10671	Cylinder Body	
4	J1312370	Screw	4 required
5	J1428994	Cylinder Head Gasket	
6	20274	Nut	4 required
7	M403958	Washer	4 required
8	JA-27414	Lower Cylinder Head	
9	M400023	Nut	
10	JA-53116	Washer	
11	JA-10891	Inside Plate	
12	JA-13121	Washer	
13	JA-10889	Piston Cup Seal	
14	JA-10892	Outside Plate	
15	JA-10777	Felt Seal	Models through October 2000
16	JC-19609	Reducing Bushing	Models starting April 1992
	J1184506	Reducing Bushing	Models starting June 1997
17	JA-54300	Barbed Hose Connector	Models starting April 1992
18	JC-28235	Street Pipe Elbow	
19	J1318336	Valve Assembly	Models starting April 1992; Includes items 16, 17 and 20-22
20	JA-53584	Air Muffler	
21	J1232313	Pipe Nipple	
22	JA-56925	Quick Exhaust Air Valve	

Pressing Cylinder Assembly – Models Starting June 2002

Square Body Cylinder

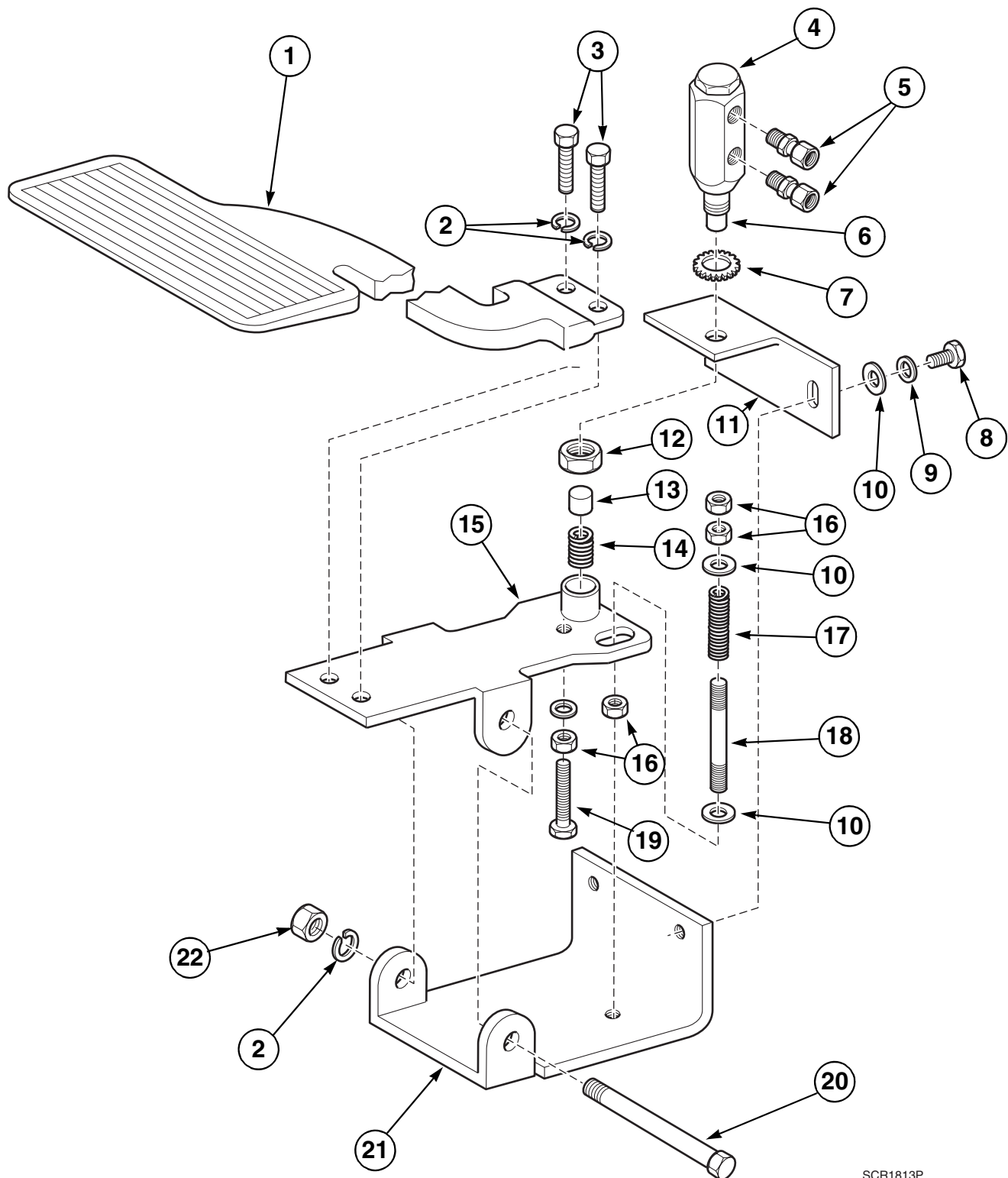


SCR2007P

Pressing Cylinder Assembly – Models Starting June 2002

REF	PART NO.	DESCRIPTION	COMMENTS
	J0637120-00	Pressing Cylinder	Includes items 3 and 4
	J0798872	Retrofit Kit	Includes items 1-7
1	J1178391	Washer	2 required
2	J0220912-00	Screw	
3	J0250103-00	Pressing Cylinder	4 inch
4	J0140352-00	Silencer	Used with item 3
5	91200	Washer	
6	J1000850	Nut	
7	J0637088-00	Spacer	2 required

Vacuum Pedal Base Assembly – Models AAOU45 and AOU45

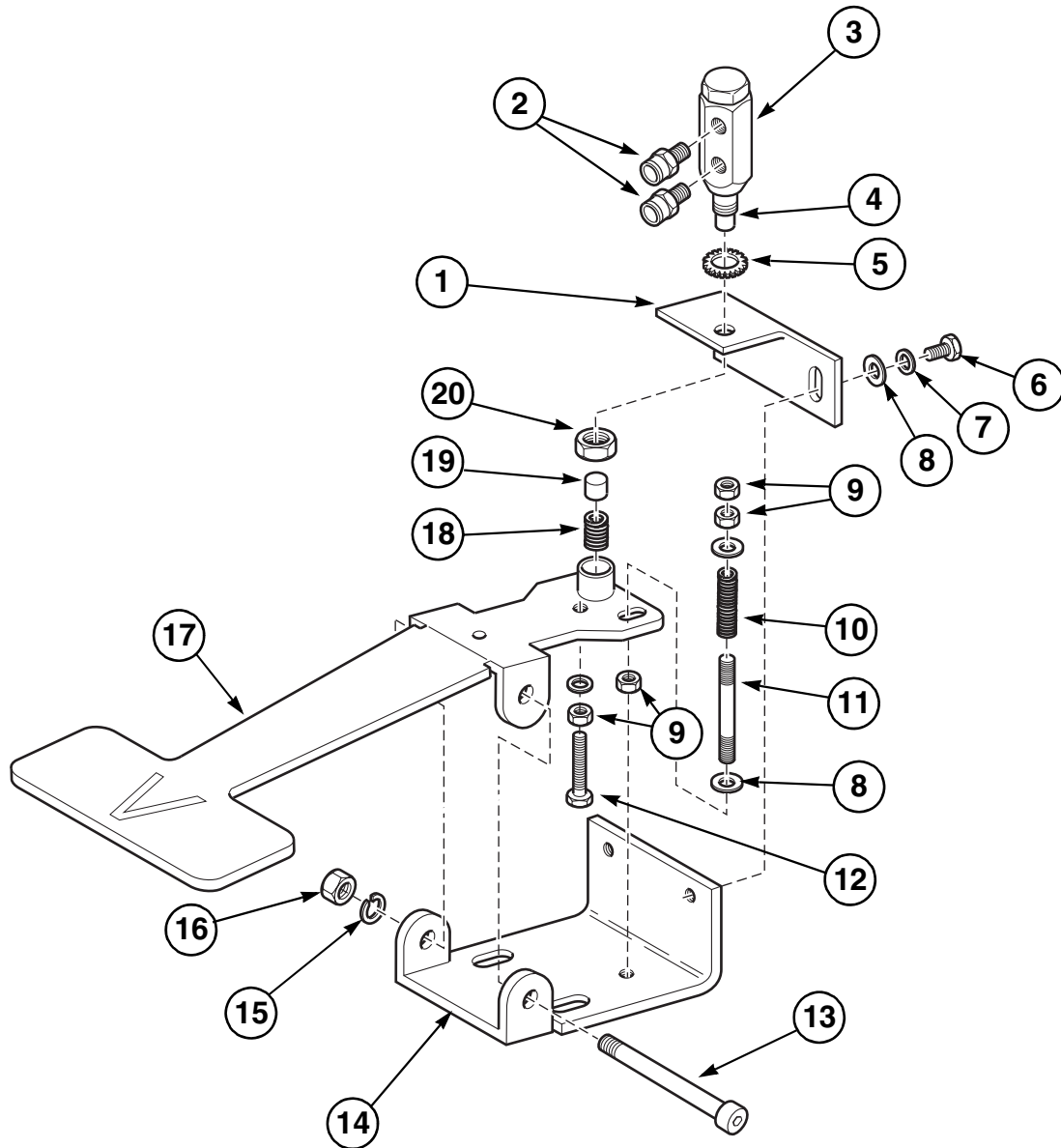


SCR1813P

Vacuum Pedal Base Assembly – Models AAOU45 and AOU45

REF	PART NO.	DESCRIPTION	COMMENTS
	J1575927	Vacuum Pedal Base Assembly	Models starting June 1997; Includes items 2 (when used with item 21) and 4-22, except item 9
	J1391150	Vacuum Pedal Base Assembly	Models through June 1997; Includes items 2 (when used with item 21) and items 4-22
	M400080	Washer	4 required
1	JA-24522	Pedal	
2	M400013	Washer	5 required
3	M400057	Screw	5 required
4	JA-06430	Valve Body Assembly	Refer to <i>Valve Body Assembly</i> section for parts breakdown
5	J1408004	Connector	Use with J1575927 Vacuum Pedal Base Assembly
	J1151661	Compression Connector	Use with J1391150 Vacuum Pedal Base Assembly
6	J1611417P	Valve Stem Assembly	
7	JA-52196	Washer	
8	J1001726	Screw	
9	J1185073	Washer	Use with J1391150 Vacuum Pedal Base Assembly
10	JC-80513	Washer	
11	JA-25995	Pedal Bracket	
12	JA-51474	Nut	
13	JA-26238	Actuating Pad	
14	JA-52466	Spring	
15	J1387778	Pedal Bracket Weldment	Top
16	20275	Nut	
17	JA-51376	Spring	
18	J1390673	Stud	
19	JA-52426	Screw	Use with J1391150 Vacuum Pedal Base Assembly
20	JC-62832	Screw	
21	J1387794	Pedal Base	
22	70142	Nut	

Vacuum Pedal Base Assembly – Models ADC18, ADC43, ADC45, ADC446SE, ADC446, ADCF446, ADCF446SE, DC18, DC43, DC45, DC446SE, DC446, DCF446 and DCF446SE

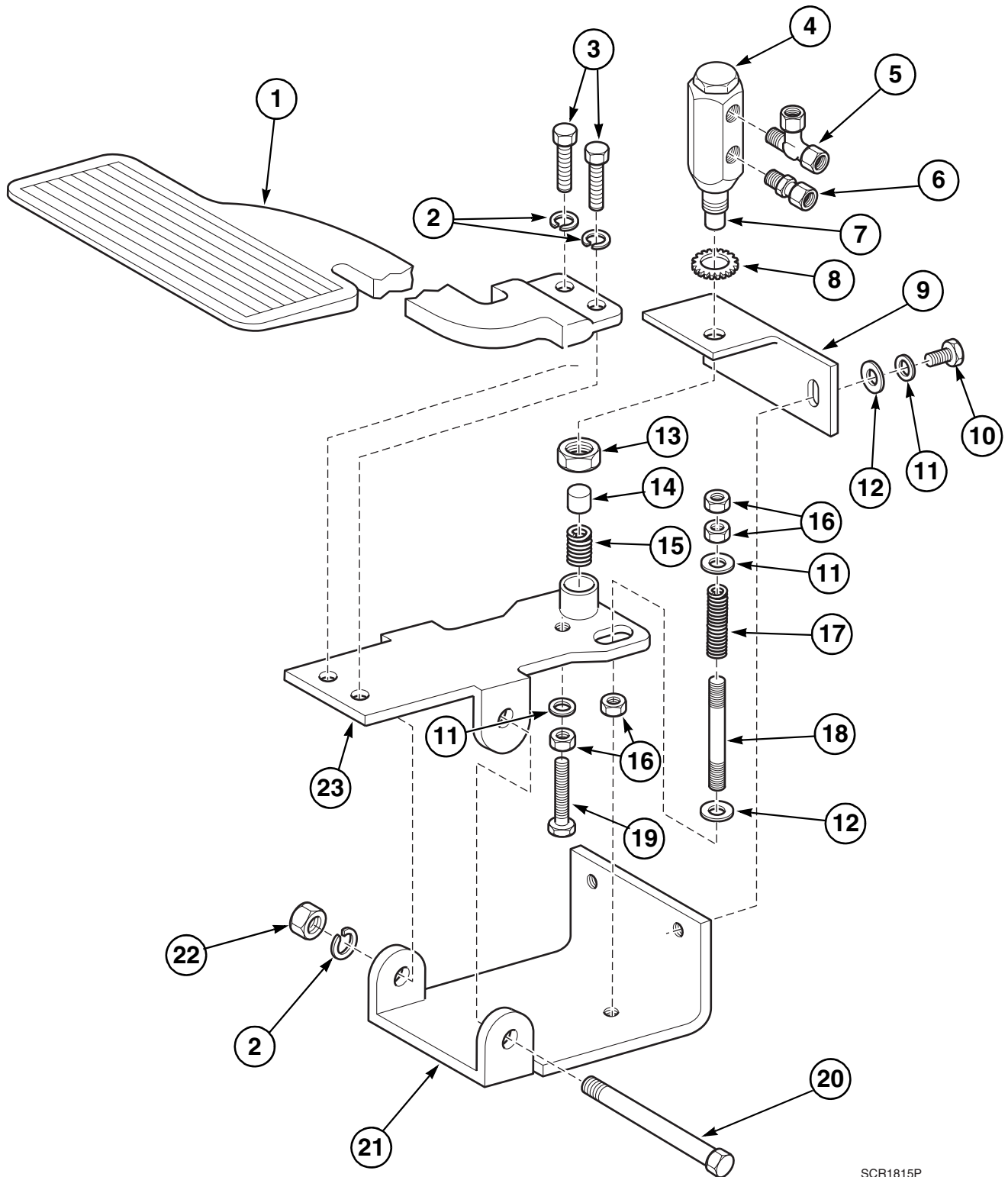


SCR1814P

Vacuum Pedal Base Assembly – Models ADC18, ADC43, ADC45, ADC446SE, ADC446, ADCF446, ADCF446SE, DC18, DC43, DC45, DC446SE, DC446, DCF446 and DCF446SE

REF	PART NO.	DESCRIPTION	COMMENTS
	J1575414	Vacuum Pedal Base Assembly	Models starting June 1997; Includes items 1-21
	J1391143	Vacuum Pedal Base Assembly	Models through June 1997; Includes items 1-21
1	JA-25995	Pedal Bracket	Models starting June 1997
2	J1408004	Connector	
3	JA-06430	Valve Body Assembly	Refer to <i>Valve Body Assembly</i> section for parts breakdown
4	J1611417P	Valve Stem Assembly	
5	JA-52196	Washer	
6	J1001726	Screw	
7	J1185073	Washer	
8	JC-80513	Washer	
9	20275	Nut	
10	JA-51376	Spring	
11	J1390673	Stud	
12	JA-52426	Screw	
13	JC-62832	Screw	
14	J1387794	Pedal Base	
15	M400013	Washer	
16	70142	Nut	
17	J1391630	Pedal Bracket Weldment	
18	JA-52466	Spring	
19	JA-26238	Actuating Pad	
20	JA-51474	Nut	

Steam Pedal Base Assembly – Models AAOU45 and AOU45

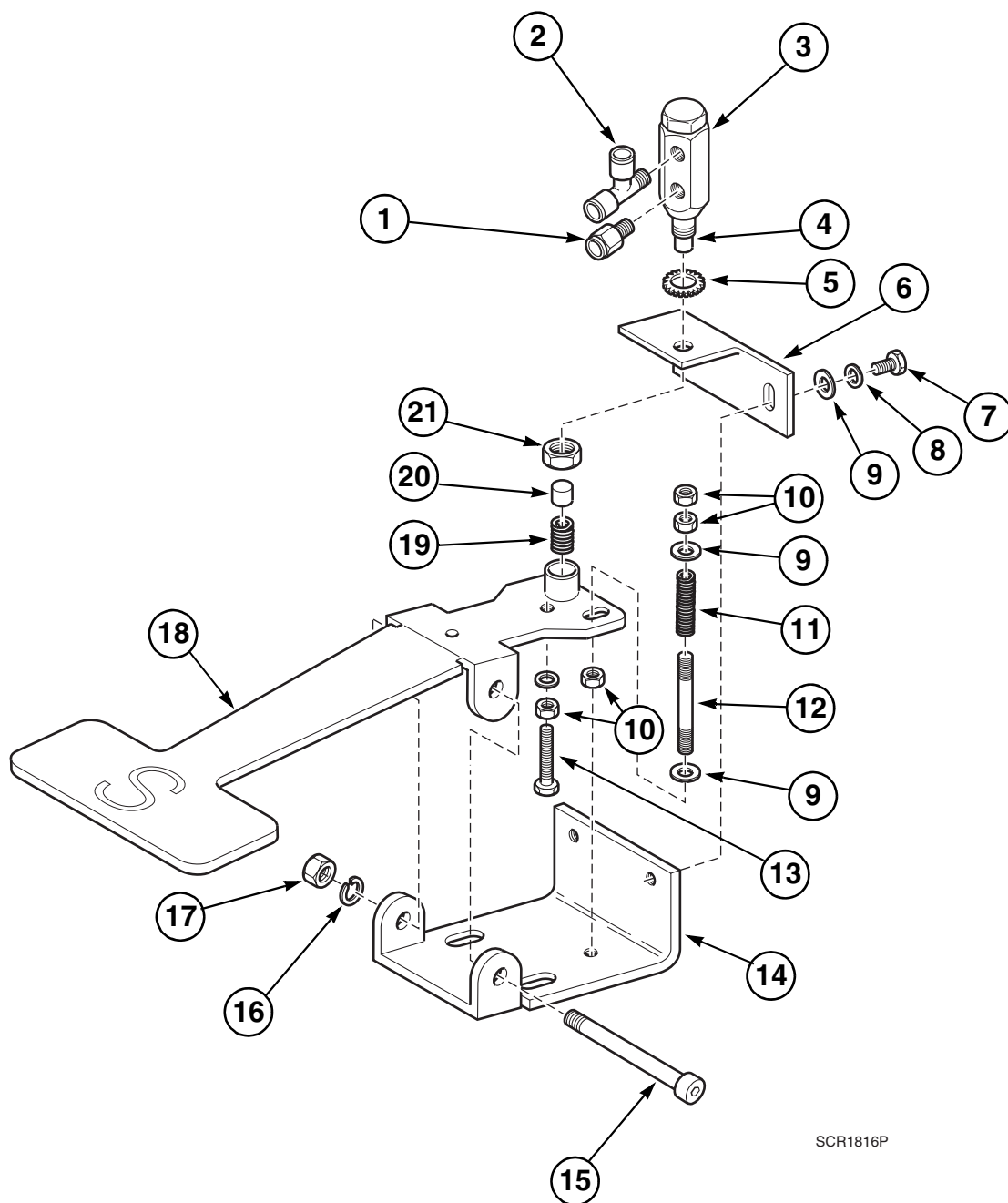


SCR1815P

Steam Pedal Base Assembly – Models AAOU45 and AOU45

REF	PART NO.	DESCRIPTION	COMMENTS
	J1575935	Steam Pedal Base Assembly	Models starting June 1997; Includes items 1-23
	J1387836	Pedal Base Assembly	Models through June 1997; Includes items 1-23
	M400080	Washer	4 required
1	JA-24522	Pedal	
2	M400013	Washer	5 required
3	M400057	Screw	5 required
4	JA-06430	Valve Body Assembly	Refer to <i>Valve Body Assembly</i> section for parts breakdown
5	J1438357	Quick Tubing Tee	Use with J1575935 Steam Pedal Base Assembly
	JA-52314	Male Compression Tee	Use J1387836 Pedal Base Assembly
6	J1408004	Connector	Use with J1575935 Steam Pedal Base Assembly
	J1151661	Compression Connector	Use J1387836 Pedal Base Assembly
7	J1611417P	Valve Stem Assembly	
8	JA-52196	Washer	
9	JA-25995	Pedal Bracket	
10	J1001726	Screw	
11	J1185073	Washer	
12	JC-80513	Washer	
13	JA-51474	Nut	
14	JA-26238	Actuating Pad	
15	JA-52466	Spring	
16	20275	Nut	
17	JA-51376	Spring	
18	J1390673	Stud	
19	JA-52426	Screw	
20	JC-62832	Screw	
21	J1387794	Pedal Base	
22	70142	Nut	
23	J1387778	Pedal Bracket Weldment	

Steam Pedal Base Assembly – Models ADC18, ADC43, ADC45, ADC446SE, ADC446, ADCF446, ADCF446SE, DC18, DC43, DC45, DC446SE, DC446, DCF446 and DCF446SE

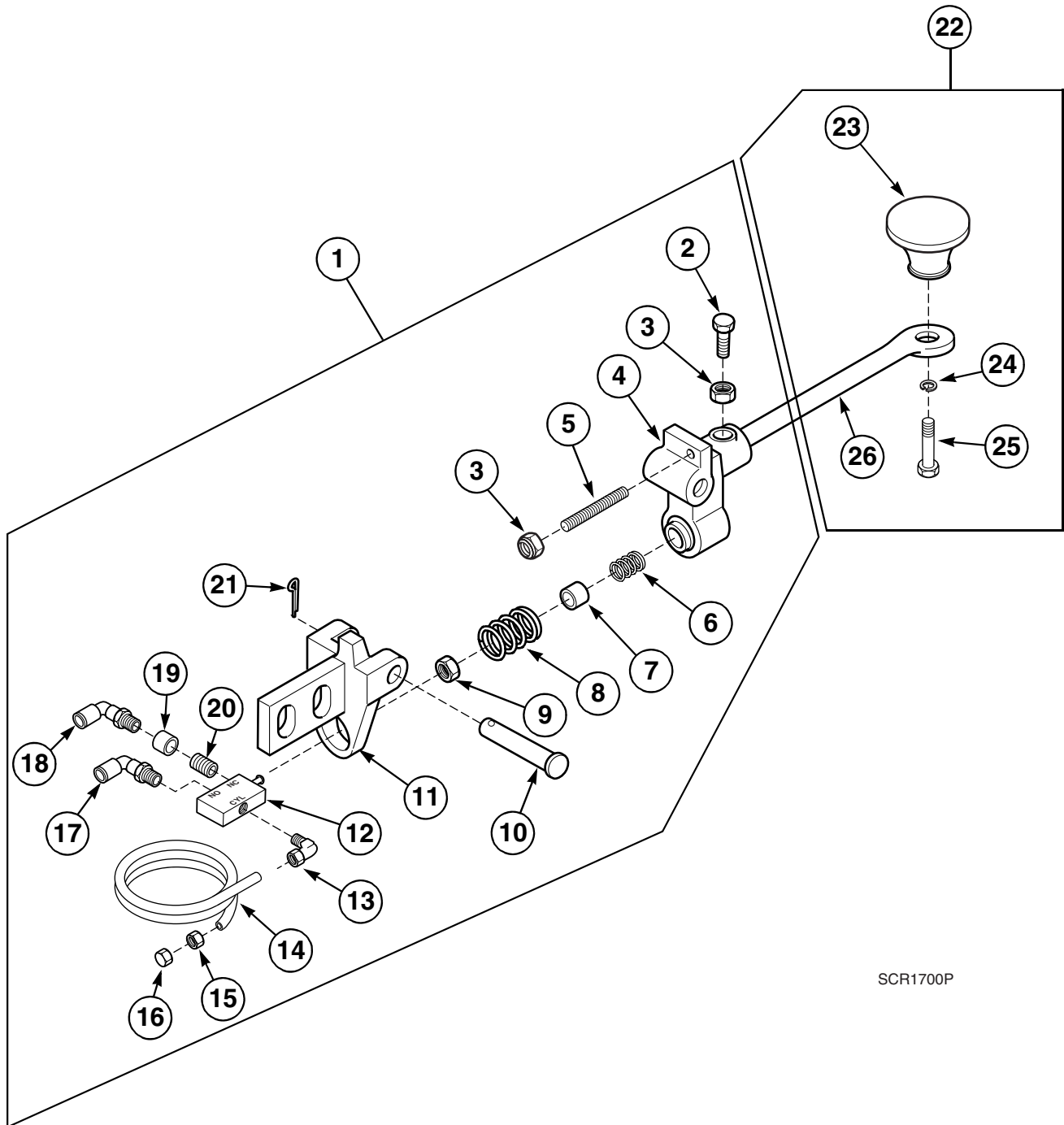


SCR1816P

Steam Pedal Base Assembly – Models ADC18, ADC43, ADC45, ADC446SE, ADC446, ADCF446, ADCF446SE, DC18, DC43, DC45, DC446SE, DC446, DCF446 and DCF446SE

REF	PART NO.	DESCRIPTION	COMMENTS
	J1575380	Pedal Base Assembly	Models starting June 1997; Includes items 1-21
	J1387844	Pedal Base Assembly	Models through June 1997; Includes items 1-21
1	J1408004	Connector	
2	J1438357	Quick Tubing Tee	
3	JA-06430	Valve Body Assembly	Refer to <i>Valve Body Assembly</i> section for parts breakdown
4	J1611417P	Valve Stem Assembly	
5	JA-52196	Washer	
6	JA-25995	Pedal Bracket	
7	J1001726	Screw	2 required
8	J1185073	Washer	3 required
9	JC-80513	Washer	4 required
10	20275	Nut	3 required
11	JA-51376	Spring	
12	J1390673	Stud	
13	JA-52426	Screw	
14	J1387794	Pedal Base	
15	JC-62832	Screw	
16	M400013	Washer	
17	70142	Nut	
18	J1387786	Pedal Bracket Weldment	
19	JA-52466	Spring	
20	JA-26238	Actuating Pad	
21	JA-51474	Nut	

Head Locking Components



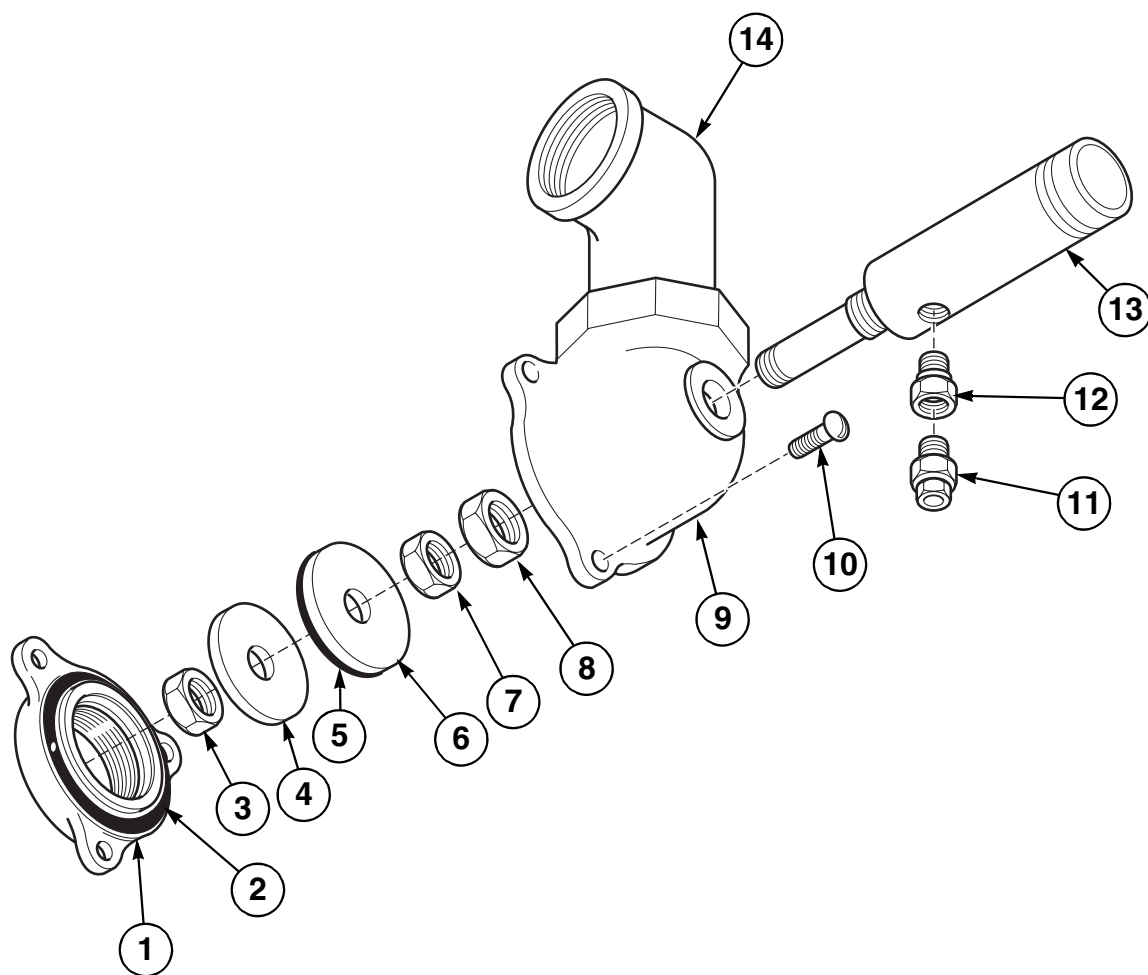
SCR1700P

Head Locking Components

REF	PART NO.	DESCRIPTION	COMMENTS
	JA-54042	Check Valve	1/8 inch; Used with JA-00175P Valve Assembly through April 1992
	N/A	Reservoir Tube Assembly	Old style; Includes items 14-16
	J200041400	Pneumatic Reservoir	New style; Order to replace items 14-16
	J200098400P	Reservoir Kit	Use to change from old style reservoir to new style reservoir
1	N/A	Head Locking Assembly	Includes items 1-21; Models through June 1997
	J1575943	Head Locking Assembly	Includes items 1-21; Models starting June 1997
2	JA-53020	Screw	
3	52566	Nut	2 required
4	JA-27419	Head Mounting	
5	JA-50371	Screw	
6	JA-52466	Spring	
7	JA-26238	Actuating Pad	
8	JA-52275	Spring	
9	JA-12900	Nut	Models through April 1992
10	JA-53333	Clevis Pin	
11	N/A	Bracket	Models through April 1992
	J1425792	Handle Mounting Bracket	Models starting April 1992
12	JA-00175P	Valve Assembly	Models through April 1992; Includes J1611417 Valve Stem Assembly and JA-06430 Valve Body Assembly
	J1142504	3-Way Valve	Models starting April 1992
13	J1012392	Polyflo Elbow	
14	J0141711-00	Tubing	3/8 inch OD; 8 feet required; 12.5 feet required starting June 1997
15	J1375880	Female Polyflo Connector	
16	J1161413	Pipe Plug	
17	JA-50770	Male Compression Elbow	Models through June 1997
	J1407741	Swivel Tubing Elbow	Models starting June 1997
18	JA-50770	Male Compression Elbow	Models through June 1997
	J1407741	Swivel Tubing Elbow	Models starting June 1997
19	J1018571	Pipe Coupling	Models starting June 1997
20	JC-46083	Pipe Nipple	Models through June 1997
	J1232313	Pipe Nipple	Models starting June 1997
21	JC-54791	Cotter Pin	
22	JA-82488	Head Locking	Includes items 23-26; Models through June 1997
	JA-82570	Head Locking Lever	Includes items 23-26; Models AAOU45 and AOU45 starting April 1992
23	JA-52938	Knob	Models starting April 1992
24	M400013	Washer	
25	JA-50134	Screw	
26	JA-28337	Locking Lever	
	JA-28492	Head Locking Lever	Models AAOU45 and AOU45

N/A = Part no longer available

Air Vacuum Valve Assembly – Models Starting December 1986 Through April 1990

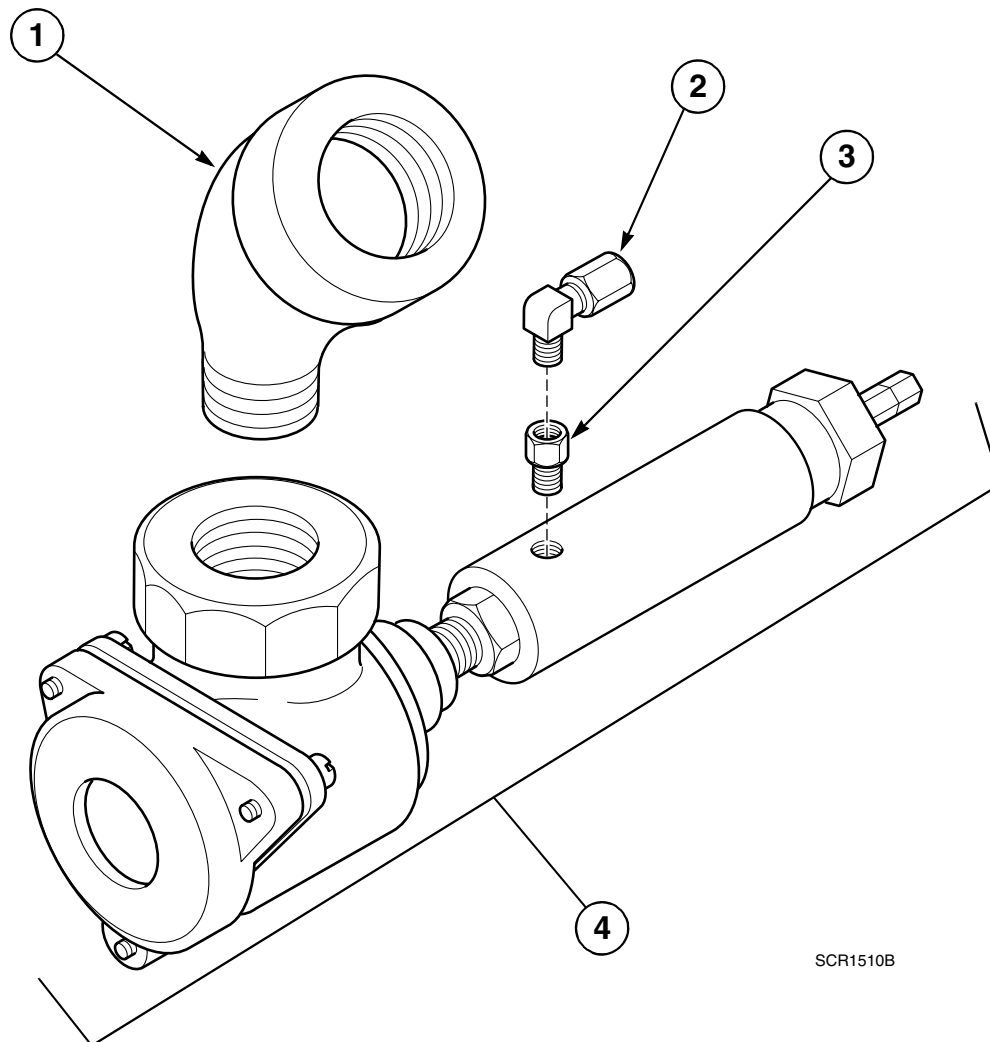


SCR2008P

Air Vacuum Valve Assembly – Models Starting December 1986 Through April 1990

REF	PART NO.	DESCRIPTION	COMMENTS
1	JA-50577	Cover	
2	JA-50578	Gasket	
3	J1391515	Nut	
4	J1359892	Washer	
5	J1359884	Seal	
6	J1359876	Washer	
7	JC-48289	Nut	
8	JC-48312	Nut	
9	J1383116	Valve Body	
10	JA-50055	Screw	3 required
11	J1151661	Compression Connector	
12	JA-19559	Closing Speed Orifice	
13	J1390798	Air Cylinder	
14	JA-54456	Street Pipe Elbow	

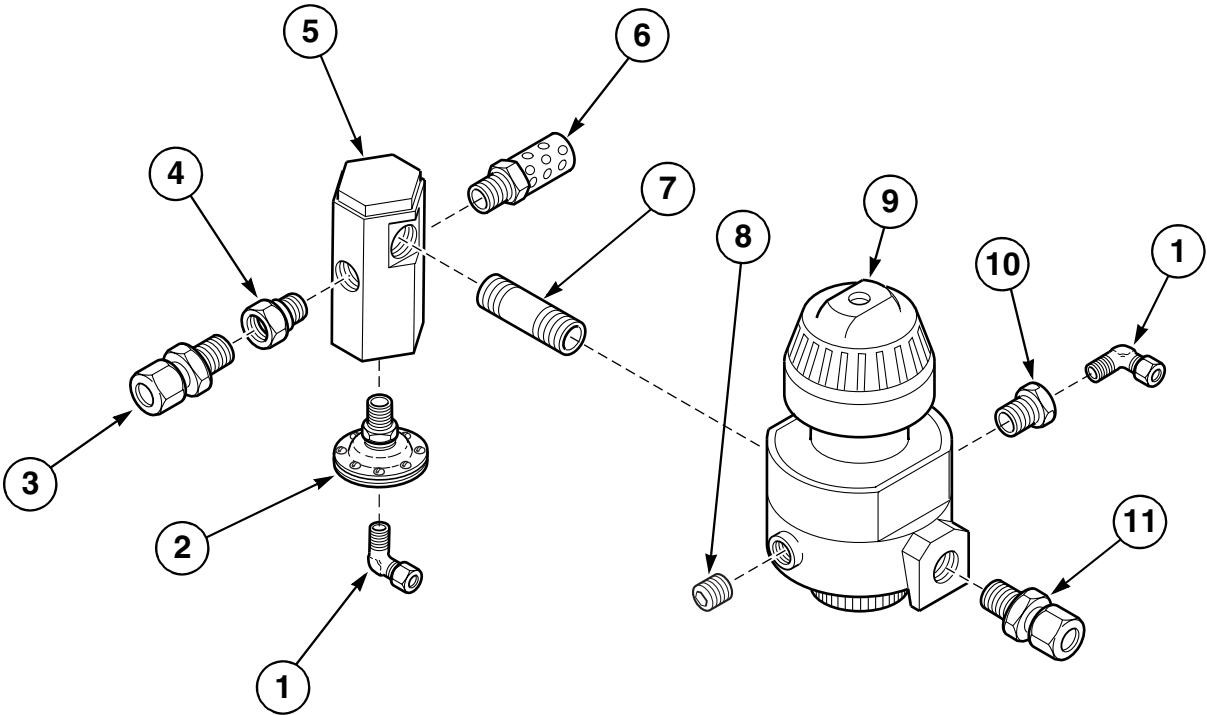
Air Vacuum Valve Assembly – Models Starting April 1990



Air Vacuum Valve Assembly – Models Starting April 1990

REF	PART NO.	DESCRIPTION	COMMENTS
1	JA-54456	Street Pipe Elbow	
2	J1408004	Connector	
3	JA-19559	Closing Speed Orifice	
4	J200175000P	Air Vacuum Valve Assembly	Pneumatic; Models starting March 8, 2000
	J1010-000763	Valve Repair Kit	Used with J200175000P Air Vacuum Valve Assembly; Includes spring, piston cup, viton o-ring, vent valve, disc and coupling gasket
	J1462118P	Valve Kit	Used with old style air cylinder vacuum assembly with knurled round cap used on machines starting April 1990 through March 7, 2000; Includes spring, large washer, small washer, neoprene seat, teflon gasket, piston cup and viton o-ring

Regulator Assembly – Models through April 1989



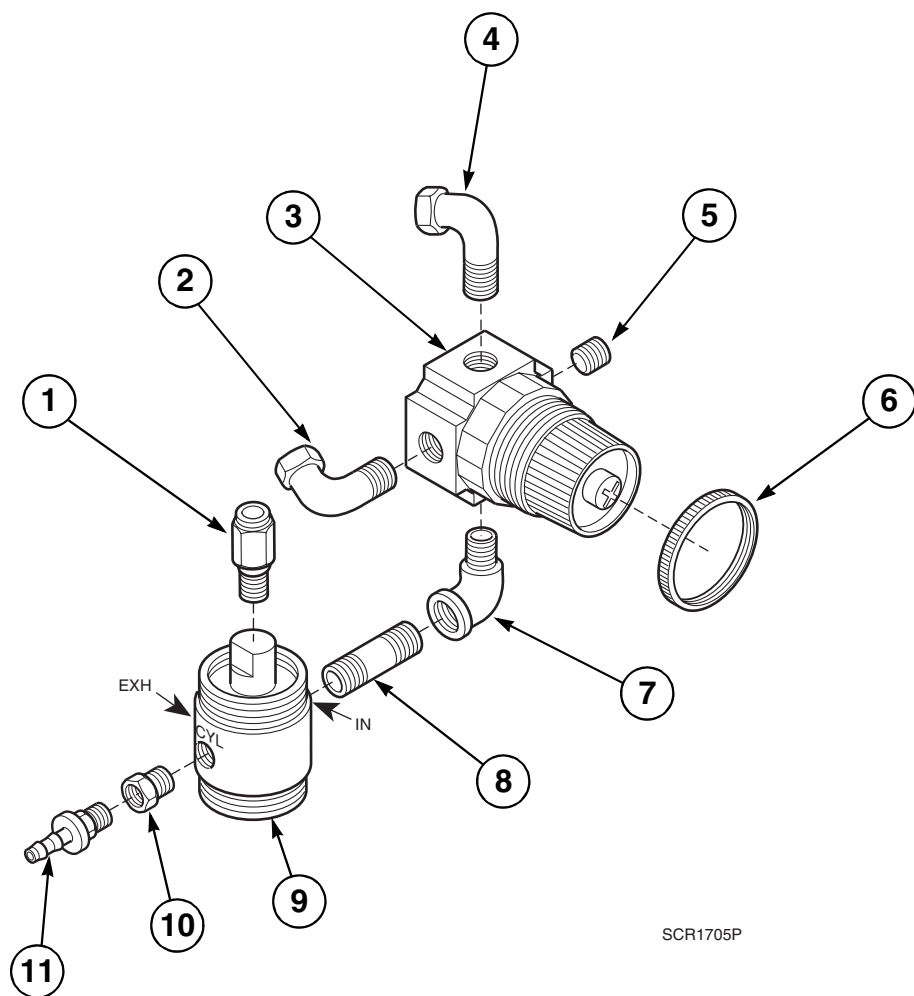
SCR1706P

Regulator Assembly – Models through April 1989

REF	PART NO.	DESCRIPTION	COMMENTS
1	JA-50770	Male Compression Elbow	2 required
2	JA-00465	Large Diaphragm Assembly	Refer to <i>Diaphragm Assembly</i> section for parts breakdown
3	JA-54300	Barbed Hose Connector	
4	J1184506	Reducing Bushing	
5	N/A	Control Valve Assembly	Internal parts JA-20084 Large Valve, JA-20083 Valve and JA-51063 Compression Spring available for repair
6	JA-51735	Air Muffler	
7	N/A	Pipe Nipple	
8	JA-53076	Pipe Plug	
9	JKIT-00229	Regulator Kit	
10	JC-19609	Reducing Bushing	
11	J1160761	Compression Connector	

N/A = Part no longer available

Regulator Assembly – Models Starting April 1989

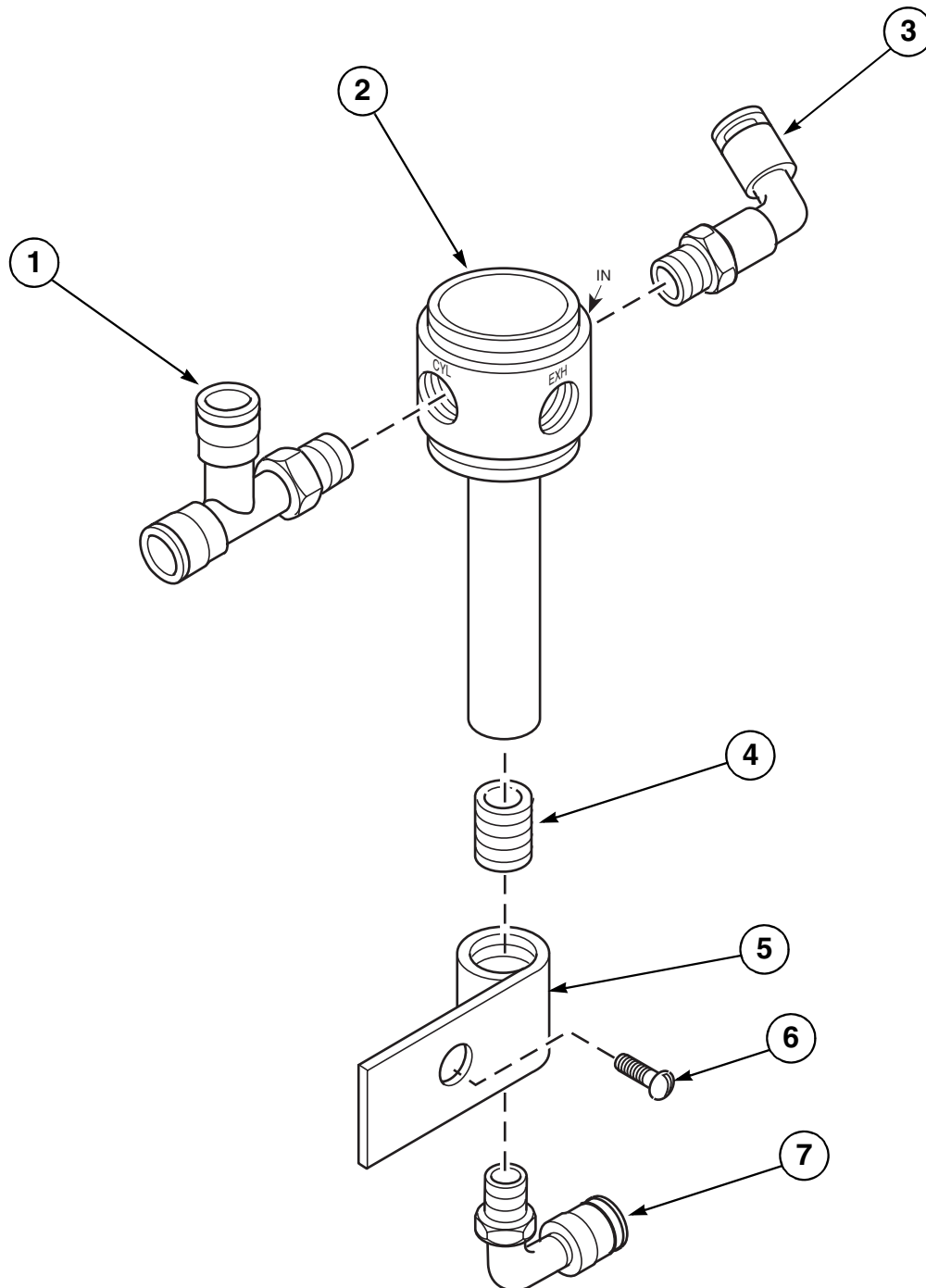


Regulator Assembly – Models Starting April 1989

REF	PART NO.	DESCRIPTION	COMMENTS
	J1425875	Regulator Assembly	Models starting April 1989 through June 1997
	J1575653	Regulator Assembly	Models starting June 1997
1	J1151661	Compression Connector	Models starting April 1989 through June 1997
	J1408004	Connector	Models starting June 1997
2	JA-50770	Male Compression Elbow	Models starting April 1989 through June 1997
	J1407741	Swivel Tubing Elbow	Models starting June 197
3	J1421981P	Relieving Air Regulator	
4	J1151653	Compression Elbow	Models starting April 1989 through June 1997
	J1419811	Swivel Tubing Elbow	Models starting June 1997
5	J1151794	Pipe Plug	
6	J1421973	Nut	
7	J1231521	Street Pipe Elbow	
8	J1026335-01	Pipe Nipple	
9	JA-54354	3-Way Dump Valve	250A
10	JC-19609	Reducing Bushing	
11	JA-54300	Barbed Hose Connector	

Dump Valve and Fittings Assembly

Models ADCF446SE, ADCF446, DCF446SE and DCF446

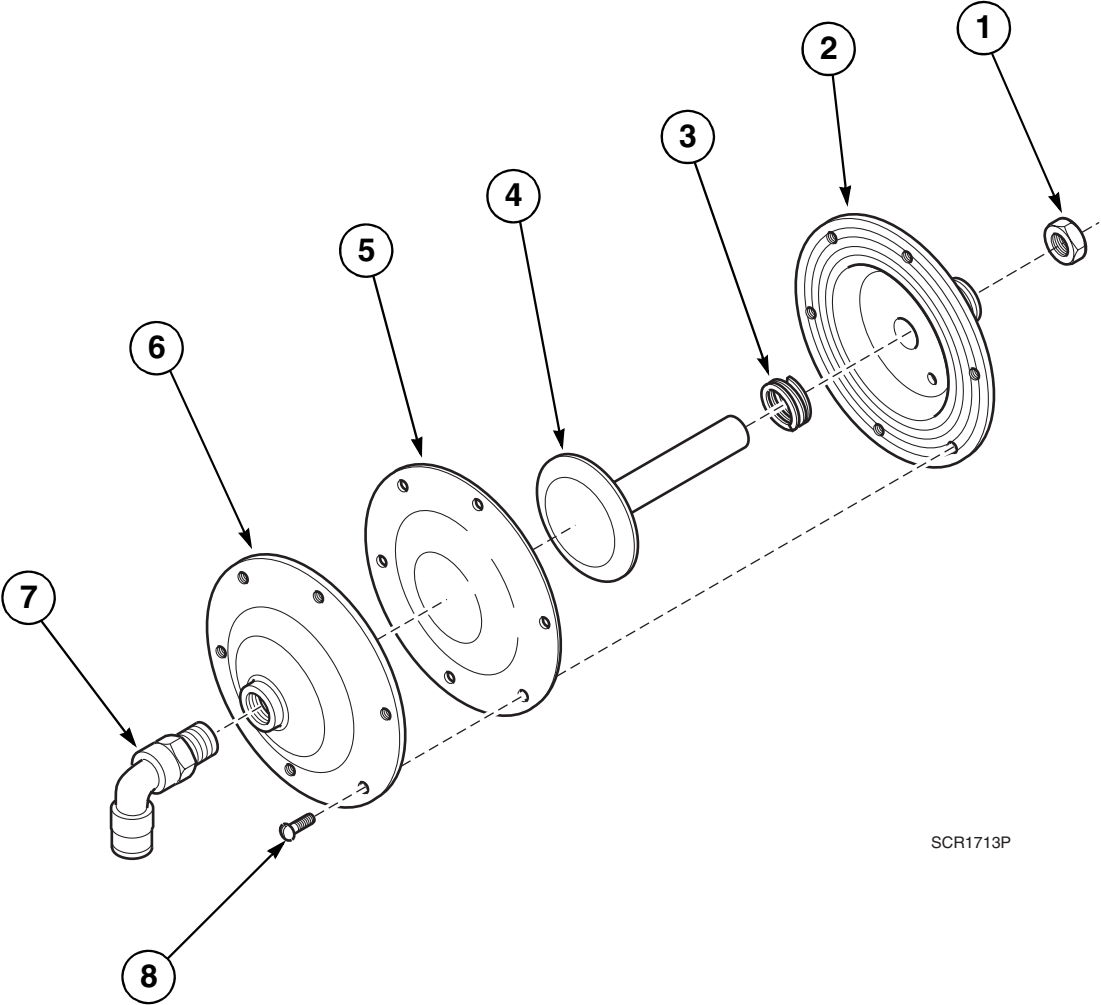


SCR2009P

Dump Valve and Fittings Assembly

REF	PART NO.	DESCRIPTION	COMMENTS
	J1576206	Dump Valve and Fittings Assembly	Includes items 1-7
1	JA-52314	Male Compression Tee	Models through June 1997
	J1408004	Connector	Models starting June 1997
2	JA-54437	3-Way Dump Valve	125A NO with boost
3	J1019298	Compression Elbow	Models through June 1997
	J1407741	Swivel Tubing Elbow	Models starting June 1997
4	J1232313	Pipe Nipple	
5	J1335793	Single Bracket Coupling Weldment	
6	J1001734	Screw	
7	JA-50770	Male Compression Elbow	Models through June 1997
	J1517358	Male Tubing Elbow	Models starting June 1997

Diaphragm Assembly



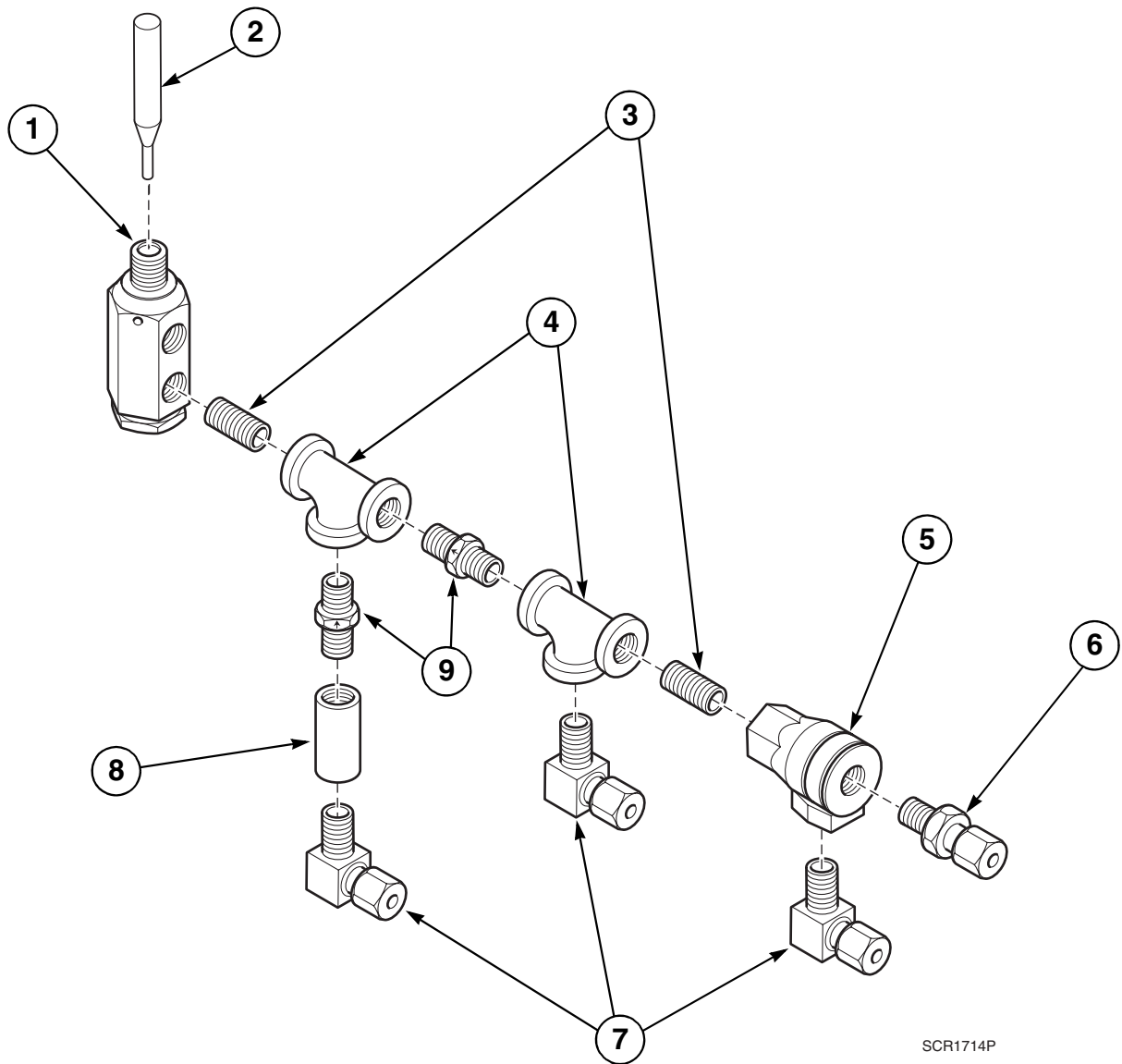
SCR1713P

Diaphragm Assembly

REF	PART NO.	DESCRIPTION	COMMENTS
	JA-00465	Large Diaphragm Assembly	Models through June 1997; Includes items 1-8
	J1572957	Diaphragm Assembly	Models starting June 1997; Includes items 1-8
1	JA-50434	Nut	
2	JA-00819	Large Diaphragm Cap Assembly	
3	J1039676	Tapered Compression Spring	
4	JA-00818	Large Plunger Assembly	
5	JA-18542	Diaphragm	
6	JA-10502	Large Diaphragm Cap	
7	J1407741	Swivel Tubing Elbow	Models starting June 1997
	J1019298	Compression Elbow	CE models
8	J1199389	Screw	6 required

Shuttle Valve and Fitting Assembly

Models through April 1989



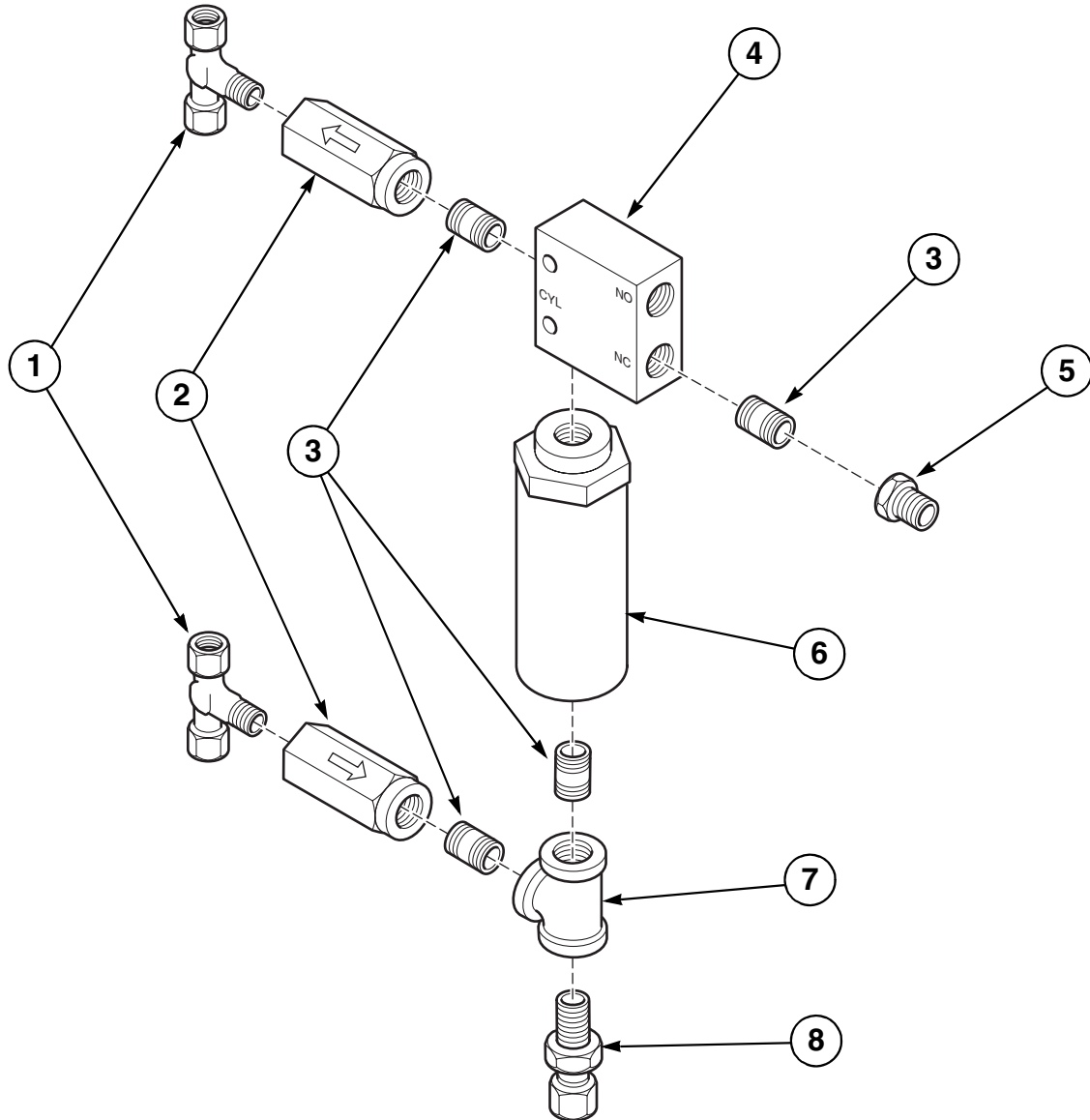
SCR1714P

Shuttle Valve and Fitting Assembly

REF	PART NO.	DESCRIPTION	COMMENTS
1	JA-06430	Valve Body Assembly	Refer to <i>Valve Body Assembly</i> section for parts breakdown
2	J1611417P	Valve Stem Assembly	
3	J1232313	Pipe Nipple	2 required
4	JC-70614	Pipe Tee	2 required
5	JA-56925	Quick Exhaust Air Valve	
6	J1075175	Compression Connector	
7	JA-50770	Male Compression Elbow	3 required
8	JC-23112	Pipe Coupling	
9	JA-54042	Check Valve	2 required

Actuator Valve Assembly

Models through April 1992

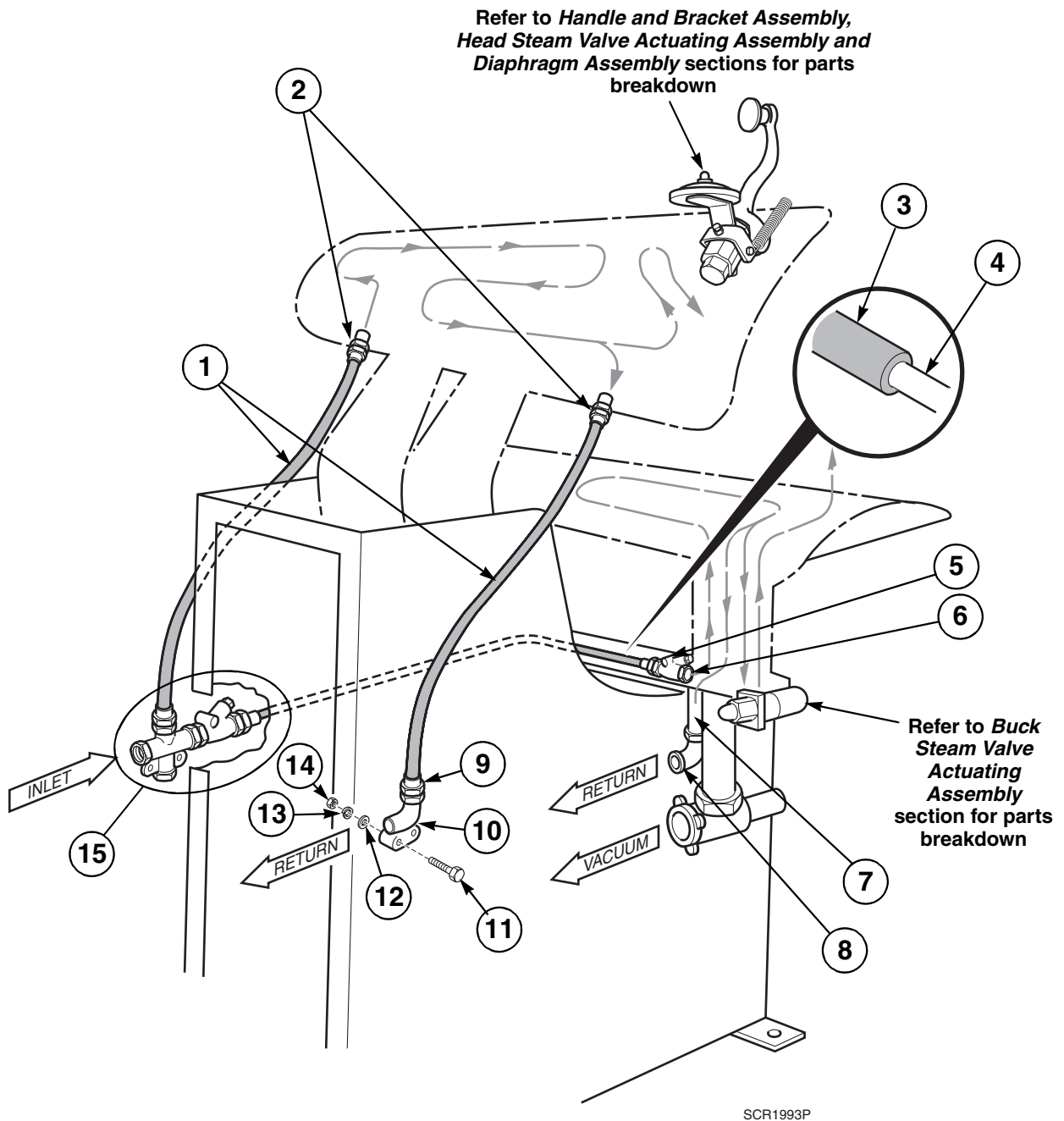


SCR2010P

Actuator Valve Assembly

REF	PART NO.	DESCRIPTION	COMMENTS
1	JC-30734	Male Compression Tee	2 required
2	J1142512	Check Valve	2 required
3	J1232313	Pipe Nipple	4 required
4	J1142504	3-Way Valve	
5	JC-19609	Reducing Bushing	
6	J1142496	Reset Actuator	
7	JC-70614	Pipe Tee	
8	J1151661	Compression Connector	

Steam System

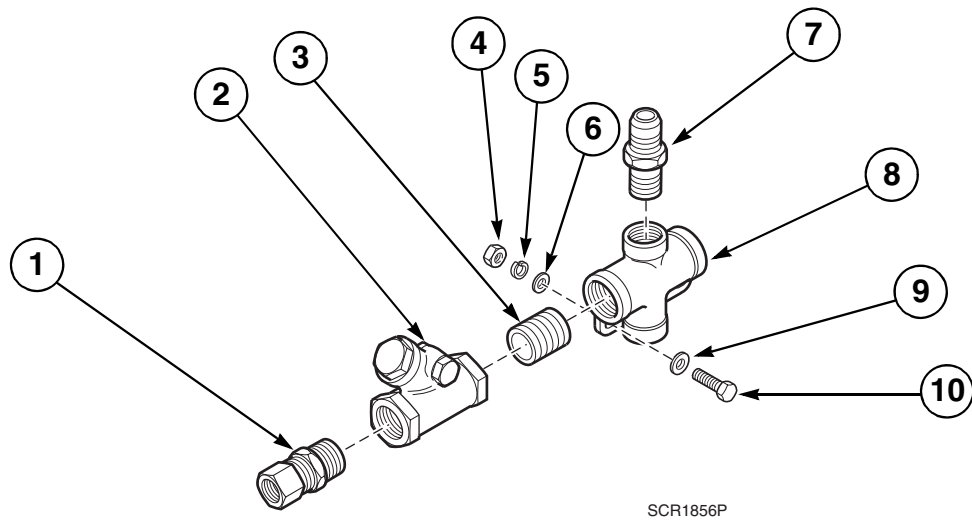


NOTE: Inlet and outlet
are shown on a right
hand machine. Left
hand machine is a
mirror image.

Steam System

REF	PART NO.	DESCRIPTION	COMMENTS
	JA-82253	Manifold Assembly	Includes items 9 and 10
1	J1319268	Steam Hose	
2	JC-23002	Pipe Coupling	Use as required
	J1231422	Pipe Elbow	90 degree; Pipe; Use as required
	J1231521	Street Pipe Elbow	1/4 NPT; Use as required
	JC-28236	Street Pipe Elbow	Street; Use as required
	J115175201	Pipe Nipple	1/4 NPT x close; Use as required
	J1026335-01	Pipe Nipple	1/4 NPT x 1-1/2 inch; Use as required
	JC-4606101	Pipe Nipple	1/4 NPT x 2 inches; Use as required
	JC-4613101	Pipe Nipple	1/4 NPT x 2-1/2 inches; Use as required
	JA-50728	Nipple	1/4 NPT x 3 inches; Use as required
	JA-50729	Pipe Nipple	1/4 NPT x 4 inches; Use as required
	JC-46337	Pipe Nipple	1/4 NPT x 5 inches; Use as required
	JC-46137	Pipe Nipple	1/4 NPT x 6 inches; Use as required
	JA-51540	Pipe Nipple	1/4 NPT x 6-1/2 inches; Use as required
3	JM-90527	Braided Sleeving Insulation	Models starting June 1997
4	J1106665	Tubing	Copper
5	J1151620	Compression Elbow	Models starting June 1997
6	J1161413	Pipe Plug	Models starting June 1997
7	JC-46201	Pipe Nipple	Models starting June 1997
8	J1239383	Pipe Elbow	Models starting June 1997
9	J1319276	Flare Connector	
10	JA-14110	Single Manifold	
11	JC-62116	Screw	
12	J1001270	Washer	
13	M400013	Washer	
14	70142	Nut	
15	JA-83598	Steam Inlet	Refer to <i>Steam Inlet</i> section for parts breakdown

Steam Inlet

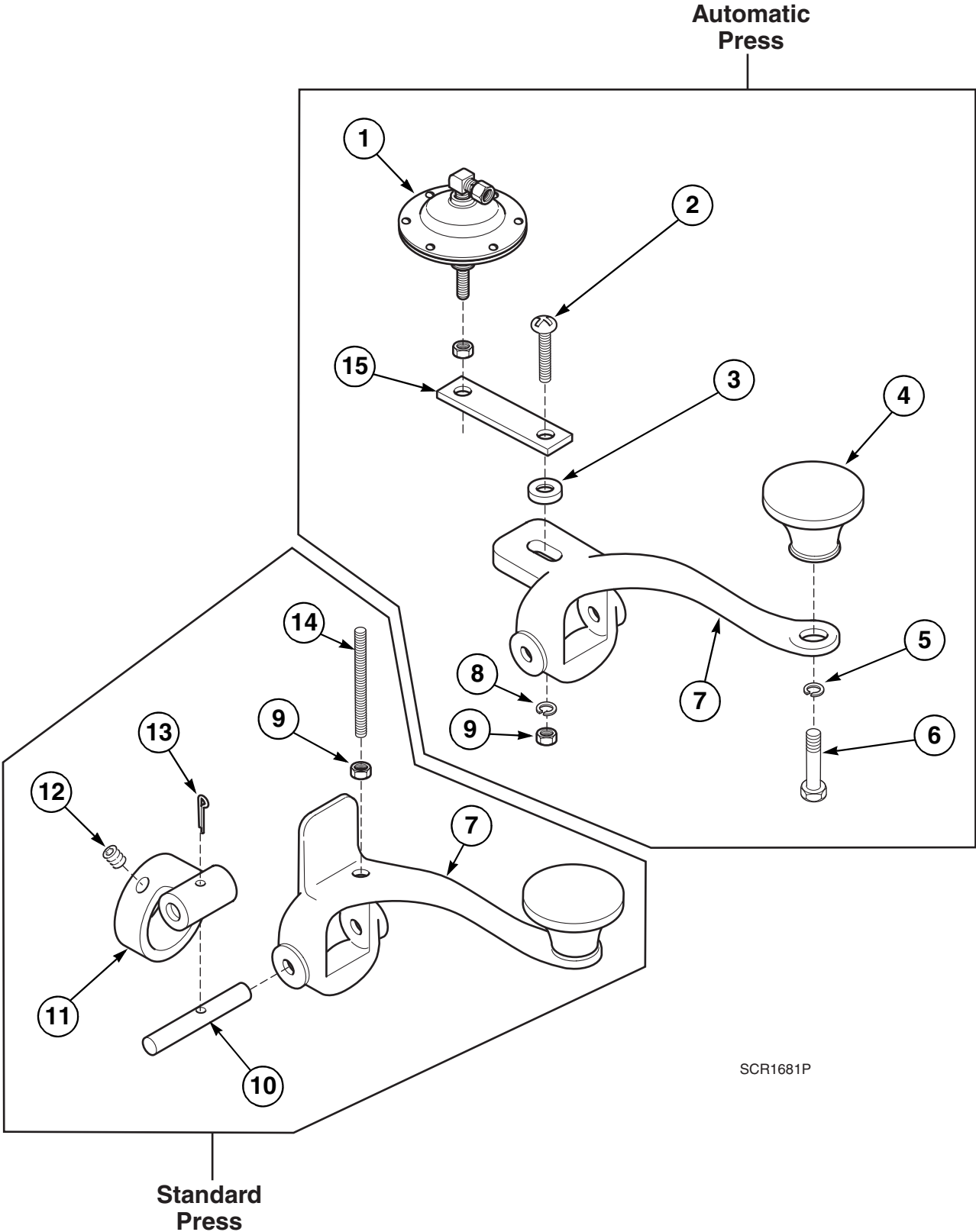


SCR1856P

Steam Inlet

REF	PART NO.	DESCRIPTION	COMMENTS
	JA-83598	Steam Inlet	Includes items 1-3, 7, and 8
1	J200203500	Male Connector	
2	JA-50588	Swing Check Valve	
3	431182P	Shut-Off Valve Kit	
4	70142	Nut	2 required
5	M400013	Washer	2 required
6	JA-13261	Manifold Spacer	2 required
7	J1319276	Flare Connector	
8	JA-29863	Steam Manifold	
9	J1001270	Washer	2 required
10	JC-62116	Screw	2 required

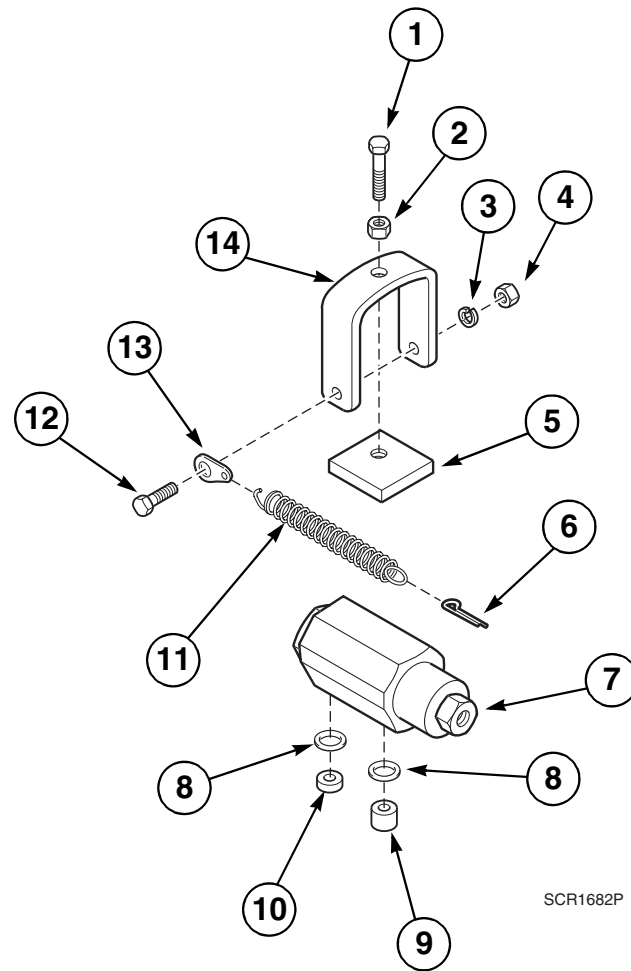
Handle and Bracket Assembly



Handle and Bracket Assembly

REF	PART NO.	DESCRIPTION	COMMENTS
	JA-08656P	Handle and Bracket Assembly	
1	J1572957	Diaphragm Assembly	Models ADCF446 and DCF446; Refer to <i>Diaphragm Assembly</i> section for parts breakdown
2	JA-52664	Screw	
3	J1001270	Washer	Models ADCF446 and DCF446
4	JA-52938	Knob	
5	M400013	Washer	
6	M400057	Screw	
7	JA-22348	Valve Handle	
8	M400013	Washer	Models ADCF446 and DCF446
9	70142	Nut	2 required
10	JA-10171	Lever Pin	
11	JA-14120	Lever Support	
12	JA-50362	Screw	2 required; 3 required starting June 1997
13	J1177765	Cotter Pin	
14	JA-51946	Screw	
15	J1466671	Spacer Block	Models ADCF446 and DCF446

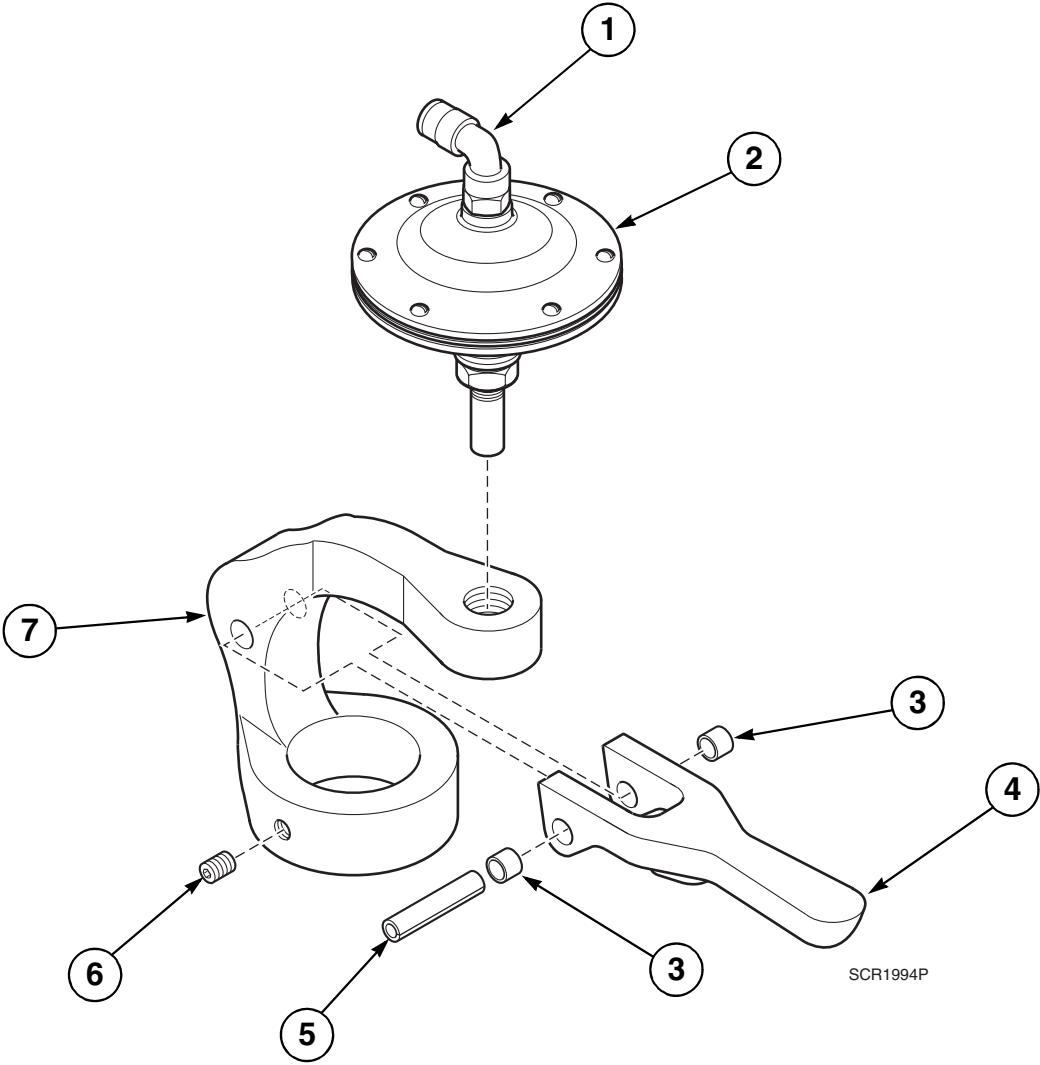
Head Steam Valve Actuating Assembly



Head Steam Valve Actuating Assembly

REF	PART NO.	DESCRIPTION	COMMENTS
1	J1398635	Screw	
2	JA-50412	Nut	
3	M400013	Washer	
4	70142	Nut	
5	JA-10652	Bar	
6	JC-54846	Cotter Pin	
7	J1463694	Steam Valve Assembly	Refer to <i>Steam Valve Assembly</i> section for parts breakdown
8	JA-55084	Gasket	
9	JA-27565	Valve Guide	Models ADC18 and DC18
	J1568336	Valve Guide	All other models
10	JA-27453	Valve Guide	
11	JA-51509	Extension Spring	
12	JA-50144	Screw	
13	JA-55681	Connector	
14	JA-10650	Steam Line Clamp	

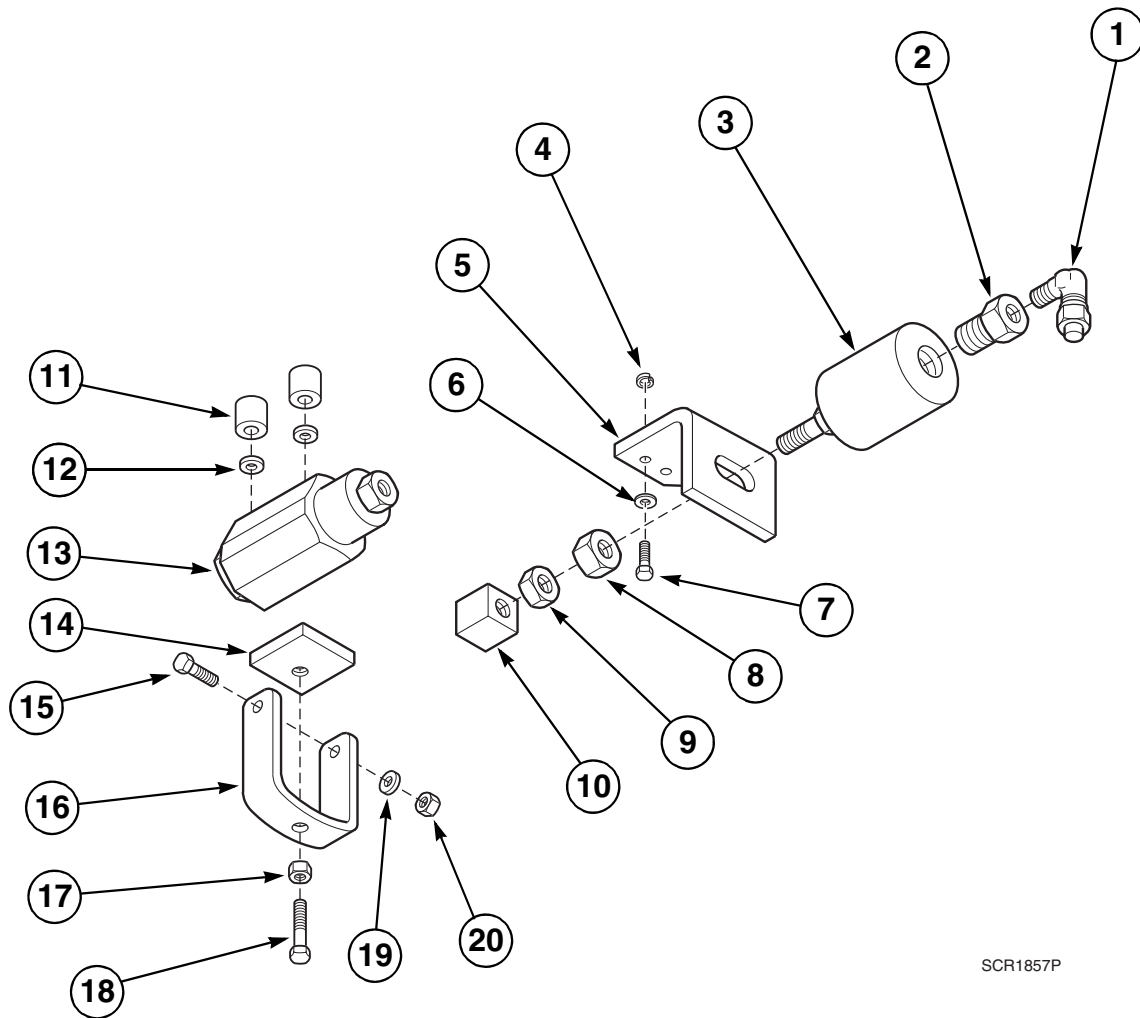
**Buck Steam Valve Actuating Assembly – Models Through
December 1986**



Buck Steam Valve Actuating Assembly – Models Through December 1986

REF	PART NO.	DESCRIPTION	COMMENTS
	JKIT-00282	Actuating Assembly Kit	Models through June 1997
	J1576214	Steam Actuating Assembly	Models starting June 1997
1	JA-50770	Male Compression Elbow	
2	JA-00465	Large Diaphragm Assembly	Refer to <i>Diaphragm Assembly</i> section for parts breakdown
3	JA-10088	Bushing	
4	JA-21325	Actuating Lever	
5	24298	Roll Pin	
6	J1179183	Screw	
7	JA-21384	Steam Bracket	

Buck Steam Valve Actuating Assembly – Models Starting December 1986

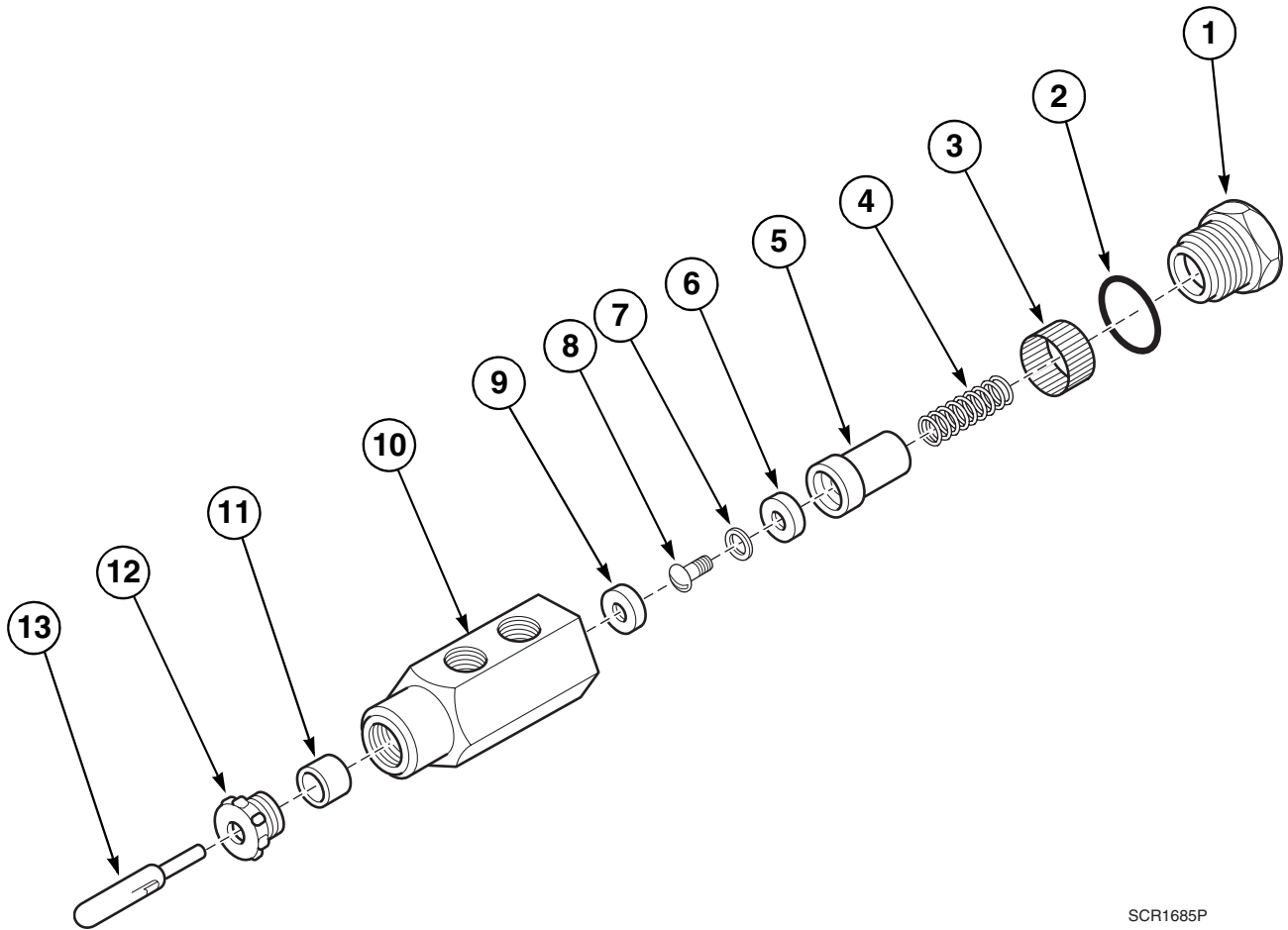


SCR1857P

Buck Steam Valve Actuating Assembly – Models Starting December 1986

REF	PART NO.	DESCRIPTION	COMMENTS
1	JA-50770	Male Compression Elbow	Models through June 1997
	J1407741	Swivel Tubing Elbow	Models starting June 1997
2	JA-19559	Closing Speed Orifice	Models starting June 1997
3	J1391390	Air Cylinder	
4	M400013	Washer	2 required
5	J1391168	Cylinder Mounting Bracket	
	J1405422	Cylinder Mounting Bracket	Models AAOU45 and AOU45 starting April 1992
6	J1001270	Washer	
7	JC-62724	Screw	2 required
8	M400023	Nut	
9	JA-51474	Nut	
10	J1391176	Steam Valve Actuator	
11	JA-27453	Valve Guide	2 required
12	JA-55084	Gasket	2 required
13	J1463694	Steam Valve Assembly	Refer to <i>Steam Valve Assembly</i> section for parts breakdown
14	JA-10652	Bar	
15	JC-62412	Screw	Models through June 1997
	JA-50144	Screw	Models starting June 1997
16	JA-10650	Steam Line Clamp	
17	JA-50412	Nut	
	70142	Nut	Models AAOU45, ADCF446, ADCF446SE, AOU45, DCF446 and DCF446SE
18	J1398635	Screw	
	M400057	Screw	Models AAOU45, ADCF446, ADCF446SE, AOU45, DCF446 and DCF446SE
19	J1001007	Washer	Models through June 1997
	M400013	Washer	Models starting June 1997
20	70142	Nut	Models starting June 1997

Steam Valve Assembly



SCR1685P

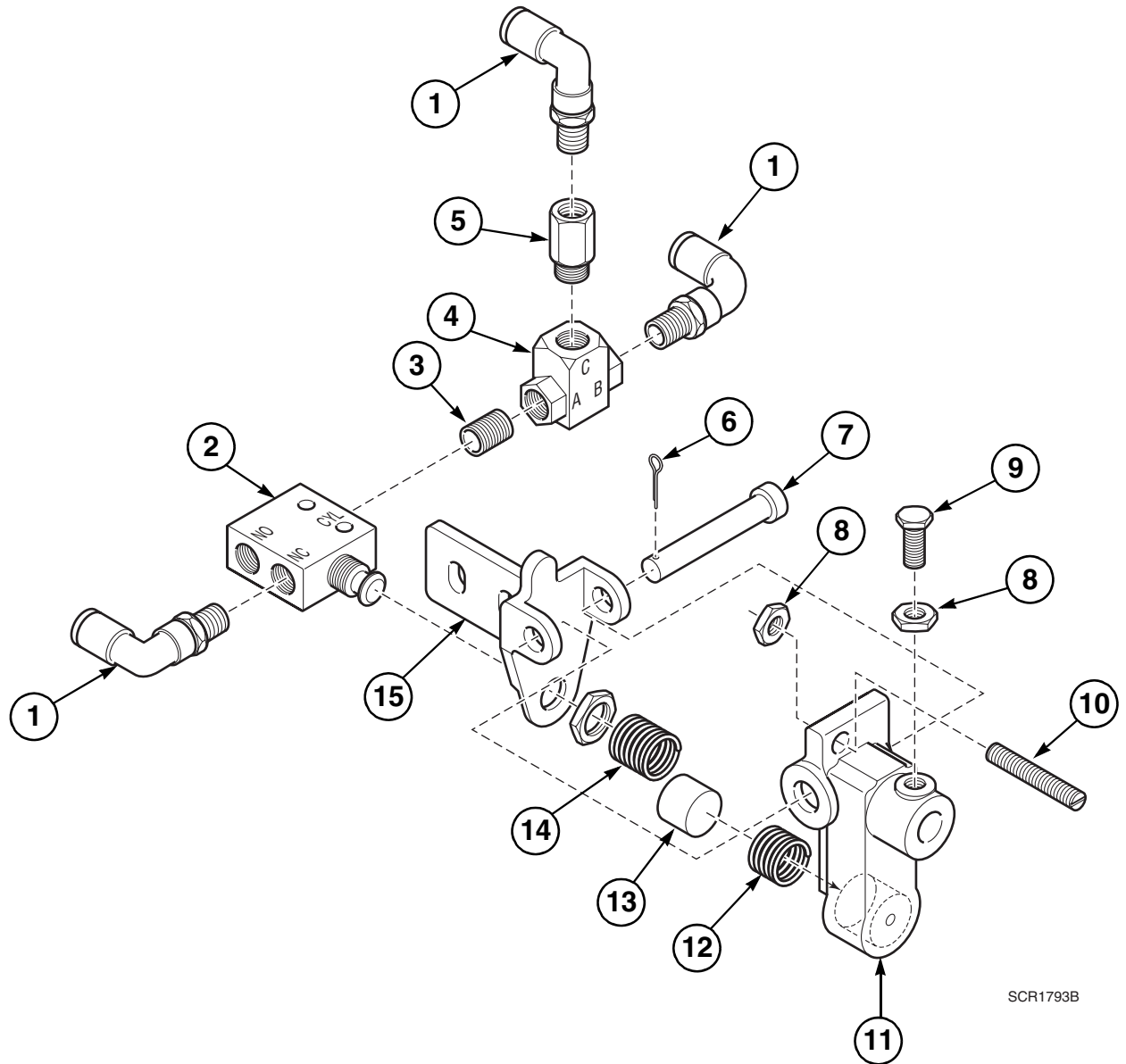
Steam Valve Assembly

REF	PART NO.	DESCRIPTION	COMMENTS
	J1463694	Steam Valve Assembly	Includes items 1-13
	J1010-000653	Steam Valve Rebuild Kit	Includes items 2-4, 6-8, 10 and 12
1	JA-10164	Nut	
2	J1463652	O-Ring	
3	JA-26657	Filter Element	
4	JA-51364	Compression Spring	
5	JA-10166	Disc Holder	
6	JA-13044	Steam Valve Disc	
7	J1000975	Washer	
8	JA-55083	Screw	
9	JA-10396	Valve Seat	
10	N/A	Valve Body	
11	JA-13042	Valve Stem	
12	JA-10165	Nut	
13	JA-27451	Valve Stem	

N/A = Part no longer available

Steam Actuator Assembly

CE Models



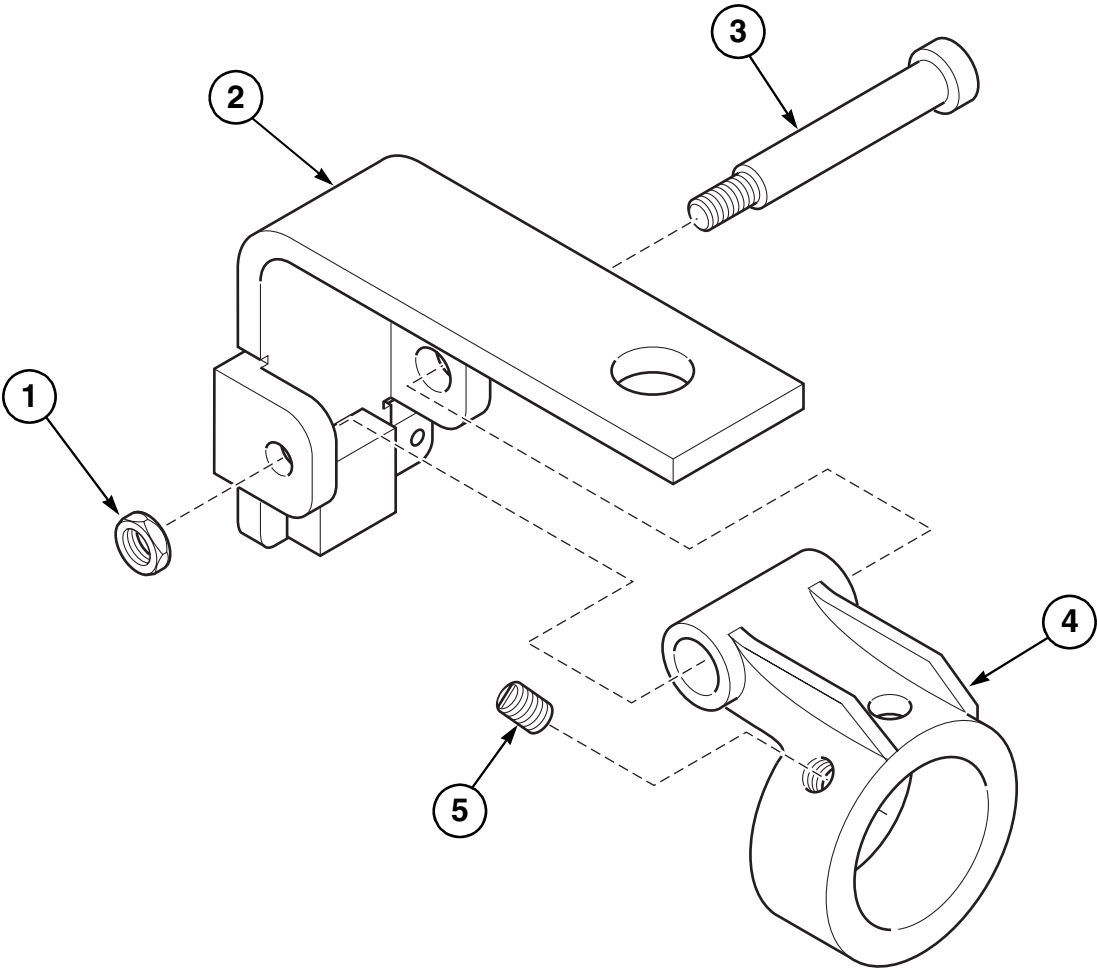
SCR1793B

Steam Actuator Assembly

REF	PART NO.	DESCRIPTION	COMMENTS
	J1629559	Steam Actuator Assembly	Includes items 1-15 and J1018571 Pipe Coupling
1	J1407741	Swivel Tubing Elbow	3 required
2	J1142504	3-Way Valve	
3	J1232313	Pipe Nipple	
4	JA-53602	Shuttle Valve	
5	J1392158	Burner Orifice	
6	JA-50504	Cotter Pin	
7	JA-53333	Clevis Pin	
8	52566	Nut	2 required
9	JA-53020	Screw	
10	JA-50371	Screw	
11	JA-27419	Head Mounting	
12	JA-52466	Spring	
13	JA-26238	Actuating Pad	
14	JA-52275	Spring	
15	J1425792	Handle Mounting Bracket	

Steam Actuator Bracket Assembly

CE Models



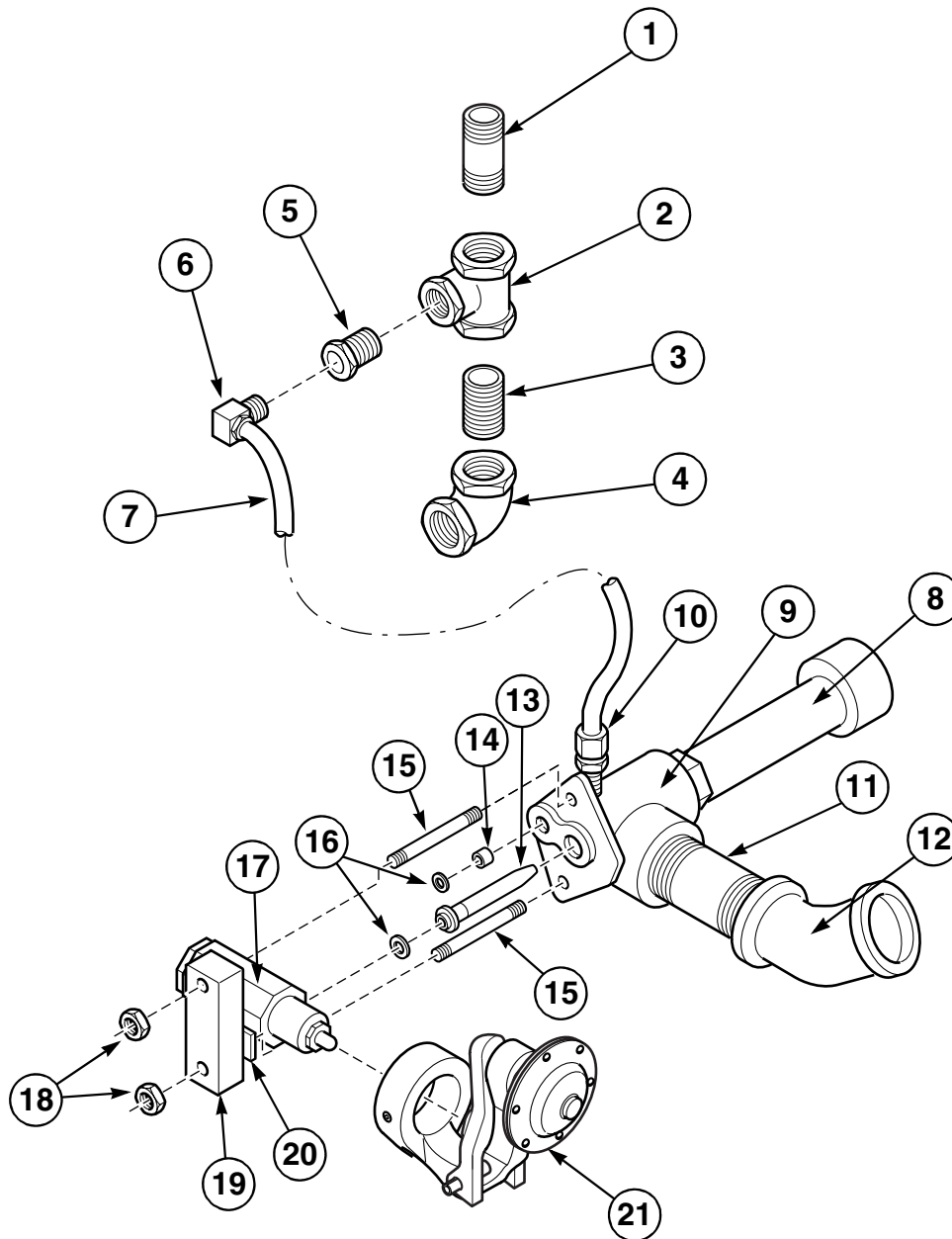
SCR1796B

Steam Actuator Bracket Assembly

REF	PART NO.	DESCRIPTION	COMMENTS
	J1631548	Steam Actuator Bracket Assembly	Includes items 1-5
1	20275	Nut	
2	J1631555	Valve Actuator Weldment	
3	J1557800	Screw	
4	JA-14120	Lever Support	
5	JA-50362	Screw	2 required

Steam Vacuum System

Optional Starting April 1992 Through June 1997



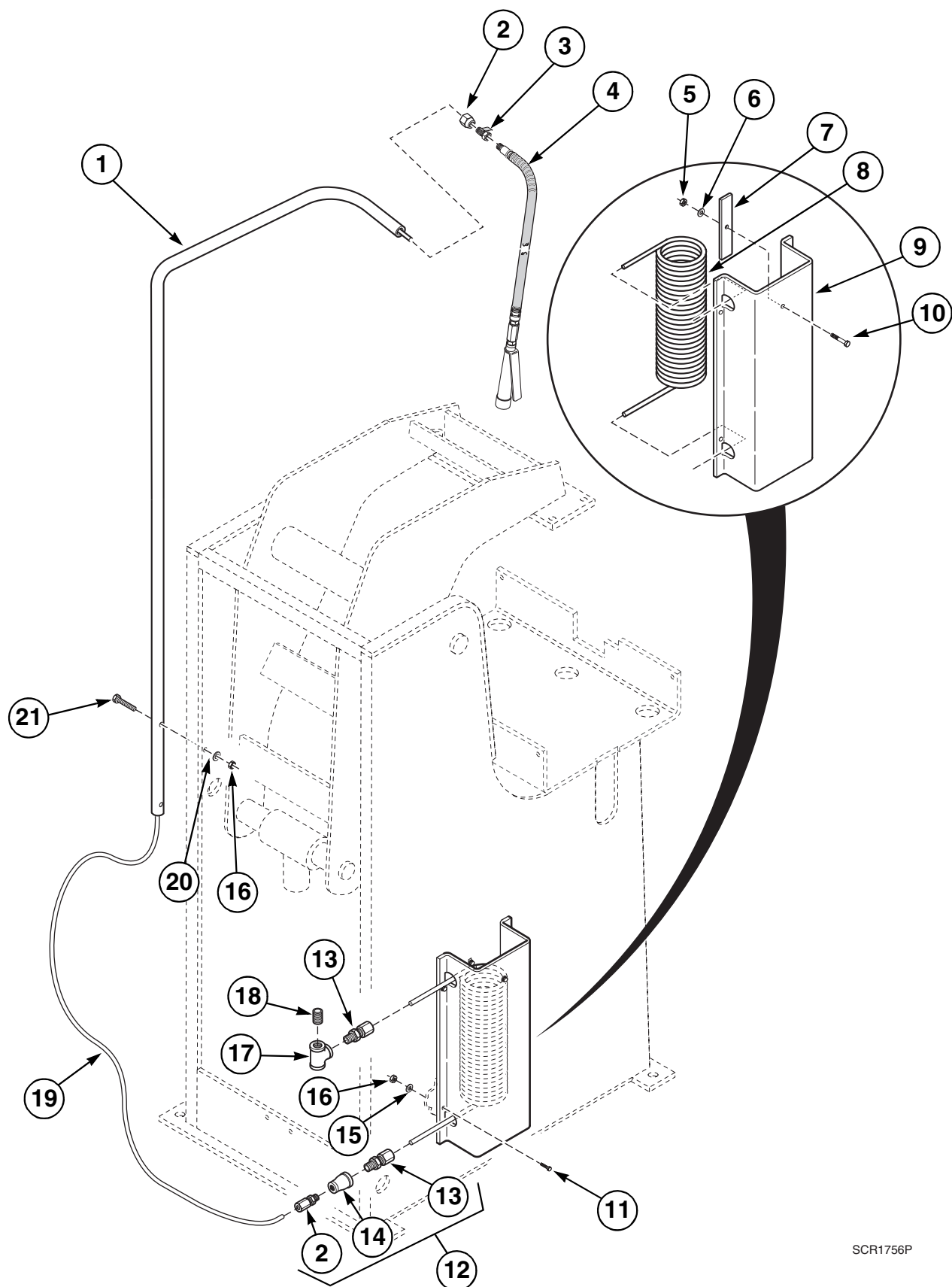
SCR1686P

Steam Vacuum System

REF	PART NO.	DESCRIPTION	COMMENTS
1	J1240860	Pipe Nipple	
2	JC-70628	Pipe Tee	
3	J1236553	Pipe Nipple	
4	J1239383	Pipe Elbow	
5	JC-19682	Reducing Bushing	
6	J1151620	Compression Elbow	
7	J1106665	Tubing	
8	N/A	Ejector	
9	J1622463	Vacuum Tee	
10	JA-50764	Compression Connector	
11	JC-46341	Pipe Nipple	
12	N/A	Elbow	
13	N/A	Nozzle	
14	JA-27453	Valve Guide	
15	JA-10654	Steam Stud	2 required
16	JA-55084	Gasket	2 required
17	J1463694	Steam Valve Assembly	Refer to <i>Steam Valve Assembly</i> section for parts breakdown
18	70142	Nut	2 required
19	N/A	Clamp	
20	JA-10652	Bar	
21	JKIT-00282	Actuating Assembly Kit	Refer to <i>Buck Steam Valve Actuating Assembly</i> section for parts breakdown

N/A = Part no longer available

Manual Spray with Copper Coil – Models Starting June 1997 Through October 2002



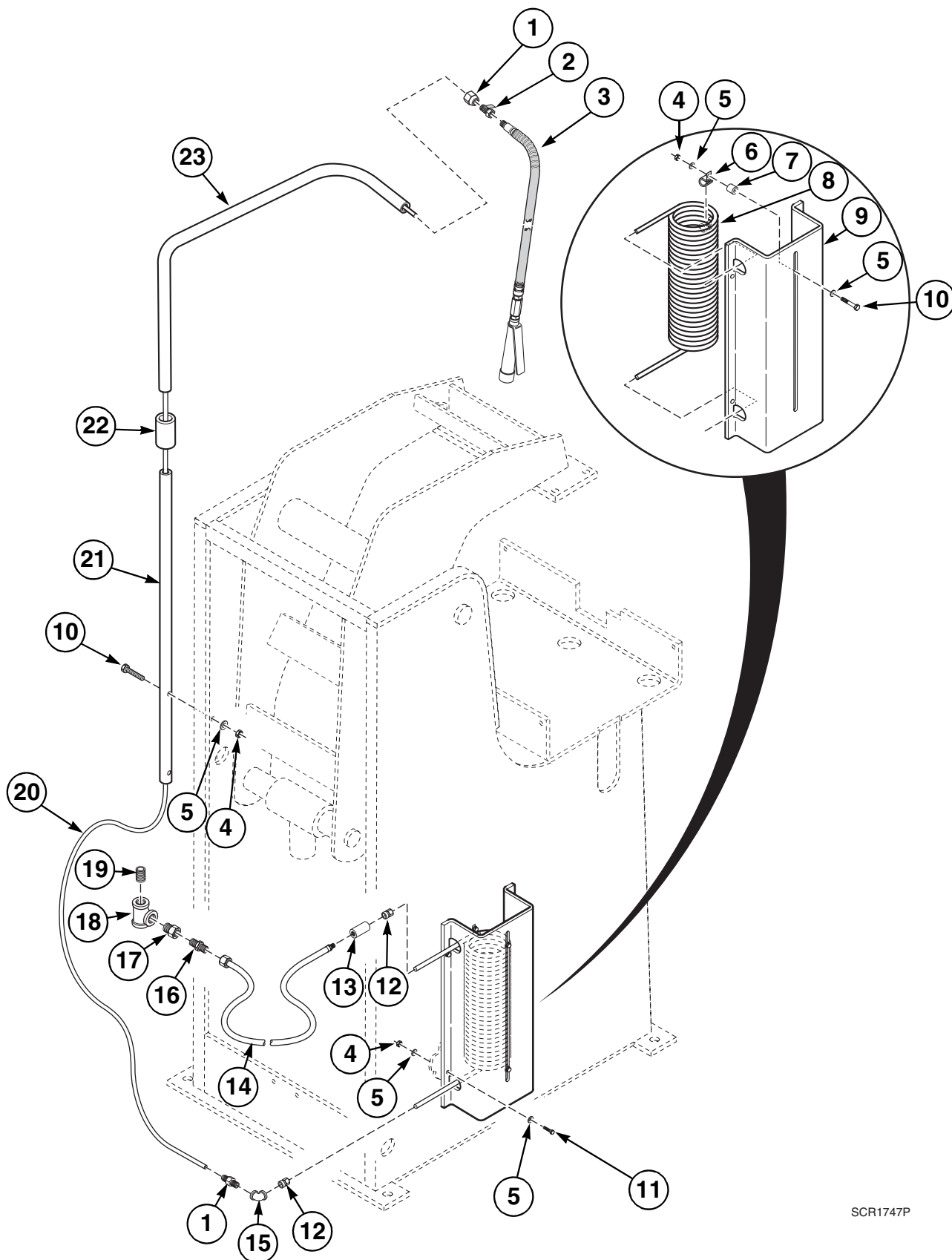
SCR1756P

Manual Spray with Copper Coil – Models Starting June 1997 Through October 2002

REF	PART NO.	DESCRIPTION	COMMENTS
	JA-05652	Spray Gun Bracket Assembly	Includes items 2, 3, 14, 19 and 20
1	JA-17954	Mounting Tube	
2	J1151661	Compression Connector	
3	JA-17958	Mounting Plug	
4	JA-51110	Water Gun Assembly	Refer to <i>Water Gun Assembly</i> section for parts breakdown
5	J1000736	Nut	
6	J1000975	Washer	
7	JA-12279	Coil Mounting Bar	
8	J1471234	Condenser Coil	
9	J1468495	Condenser Coil Cover	
10	JA-52038	Screw	
11	J1001734	Screw	4 required
12	JA-09231	Condenser Flow Control	Includes items 2, 13 and 14
13	J200203500	Male Connector	
14	JA-50676	Pipe Coupling	
15	J1001015	Washer	4 required
16	20275	Nut	8 required
17	JC-70628	Pipe Tee	
18	J1236553	Pipe Nipple	
19	J1410257	Tubing	
20	JA-51475	Washer	2 required
21	JA-52524	Screw	2 required

Manual Spray and Condenser Coil Assemblies – Models Starting October 2002

Optional



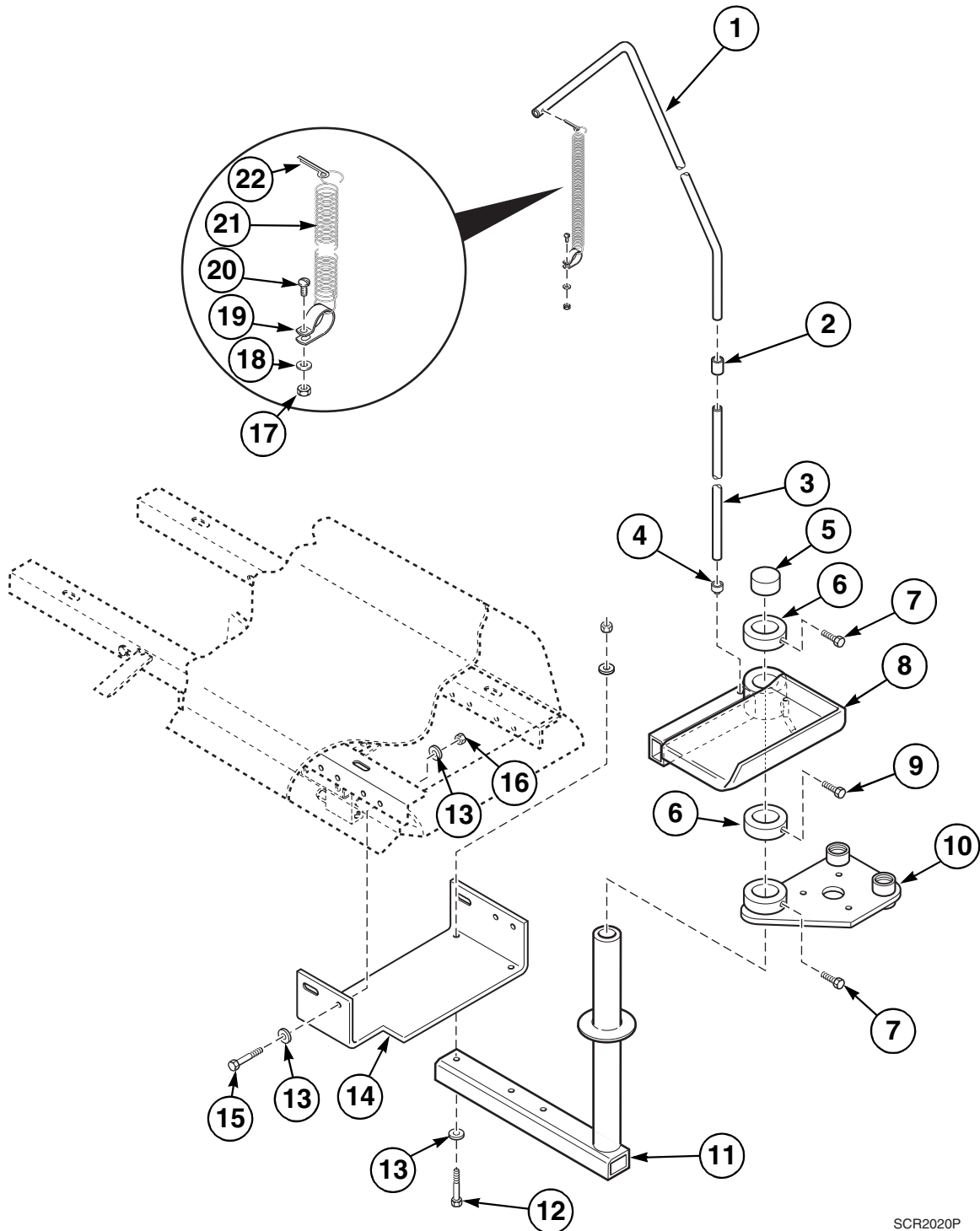
SCR1747P

Manual Spray and Condenser Coil Assemblies – Models Starting October 2002

REF	PART NO.	DESCRIPTION	COMMENTS
	F140605	Cable Tie	
1	J1151661	Compression Connector	2 required
2	JA-17958	Mounting Plug	
3	JA-51110	Water Gun Assembly	Refer to <i>Water Gun Assembly</i> section for parts breakdown
4	F431024	Nut	8 required
5	F431147	Washer	14 required
6	J0637412-00	Pipe Clamp	4 required
7	J0637433-00	Spacer	2 required
8	J1471234	Condenser Coil	
9	J1468495	Condenser Coil Cover	
10	F430913	Screw	4 required
11	F430939	Screw	4 required
12	J1410315	Male Tubing Connector	2 required
13	JC-23002	Pipe Coupling	
14	J1319268	Steam Hose	Flexible
15	JC-28247	Pipe Elbow	
16	J1319276	Flare Connector	
17	JC-19662	Reducing Bushing	
18	JA-52352	Pipe Tee	
19	J1236553	Pipe Nipple	
20	J1410257	Tubing	
21	J0637402-00	Spray Gun Mounting Tube	
22	J0637403-00	Coupling	
23	J0637401-00	Spray Gun Mounting Tube	

Iron Support Assembly

Optional
Models Starting October 2002



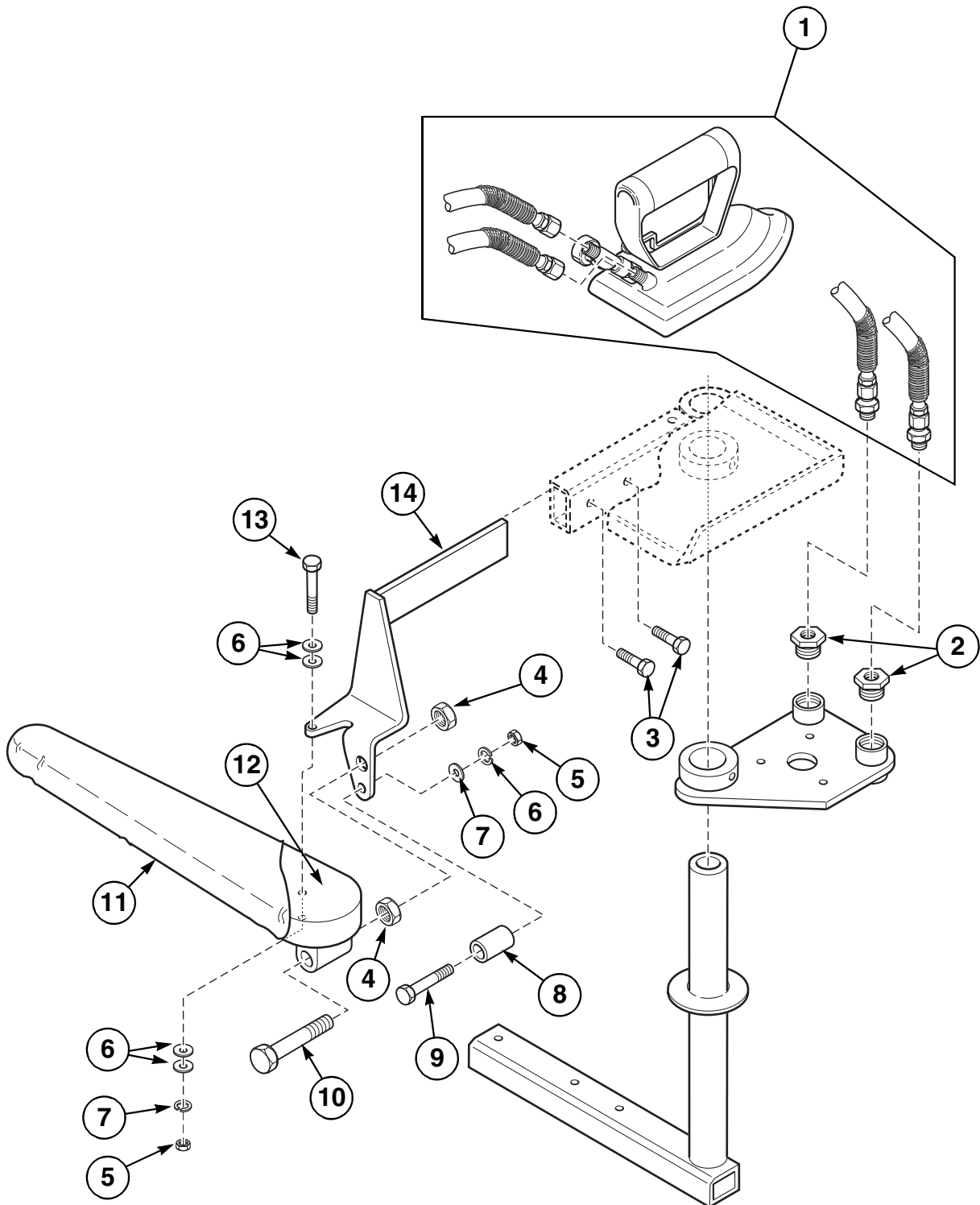
SCR2020P

Iron Support Assembly

REF	PART NO.	DESCRIPTION	COMMENTS
1	J0637221-00	Low Boy Cord Hanger	Upper
2	J0130109-00	Coupling	
3	J0637223-00	Low Boy Cord Hanger	Lower
4	JC-22260	Screw Collar	
5	J1427103	Vent Plug	
6	J1483650	Altered Set Collar	2 required
7	J0430544-00	Screw	4 required
8	J1483296	Iron Support Weldment	
9	J1179001	Screw	2 required
10	J1483379	Low Boy Support Weldment	
11	J1483312	Pivot Tube Weldment	
12	JC-62062	Screw	2 required
13	F431105	Washer	12 required
14	J1483338	Tie Bar	
15	F430946	Screw	4 required
16	F430233	Nut	6 required
17	F431024	Nut	
18	F431147	Washer	2 required
19	J0637412-00	Pipe Clamp	
20	F430939	Screw	
21	JA-52758	Spring	
22	F431201	Cotter Pin	

Steam Iron and Sleeve Board Assemblies

Optional
Models Starting October 2002

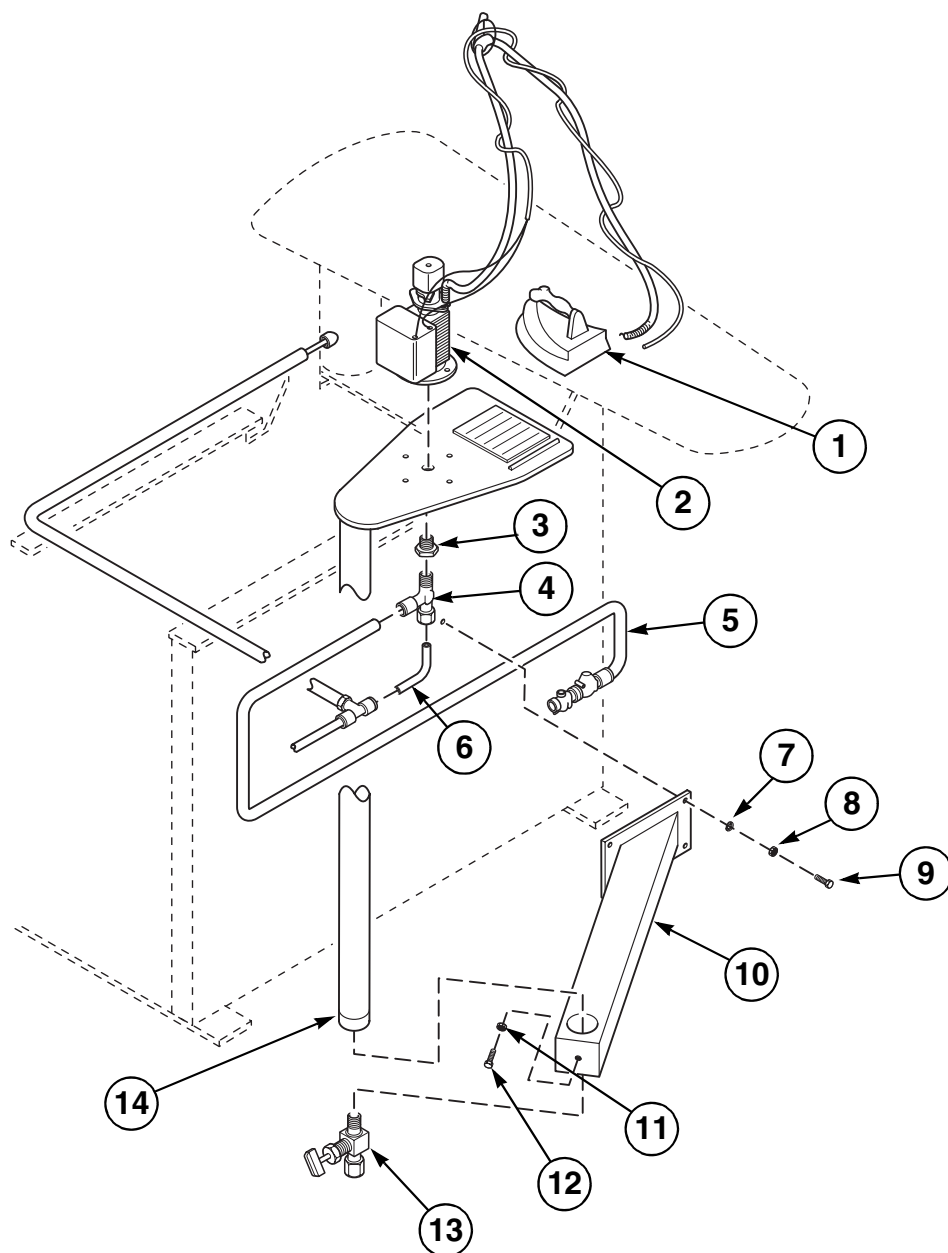


SCR1861P

Steam Iron and Sleeve Board Assemblies

REF	PART NO.	DESCRIPTION	COMMENTS
	JA-50947	Spring	Use to attach padding set to sleeve ironing board
	JX359	Steam Hose	Use with item 1
1	J0241482-00	Steam Iron	Includes steam iron, 2 hoses and 2 adapters
2	J0637436-00	Bushing	2 required
3	J1001734	Screw	2 required
4	F431019	Nut	2 required
5	F431004	Nut	2 required
6	F431137	Washer	
7	F431101	Washer	5 required
8	J0637433-00	Spacer	
9	J0637475-00	Screw	
10	J0637473-00	Screw	
11	J0637469-00	Sleeve Board Padding Set	
12	J0637474-00	Sleeve Ironing Board Machining	
13	F430924	Screw	
14	J1483387	Sleeve Board Support Weldment	

**Optional Hand Steam Iron Components – Models ADCF446,
ADCF446SE, DCF446 and DCF446SE Starting December 1986
Through October 2002**

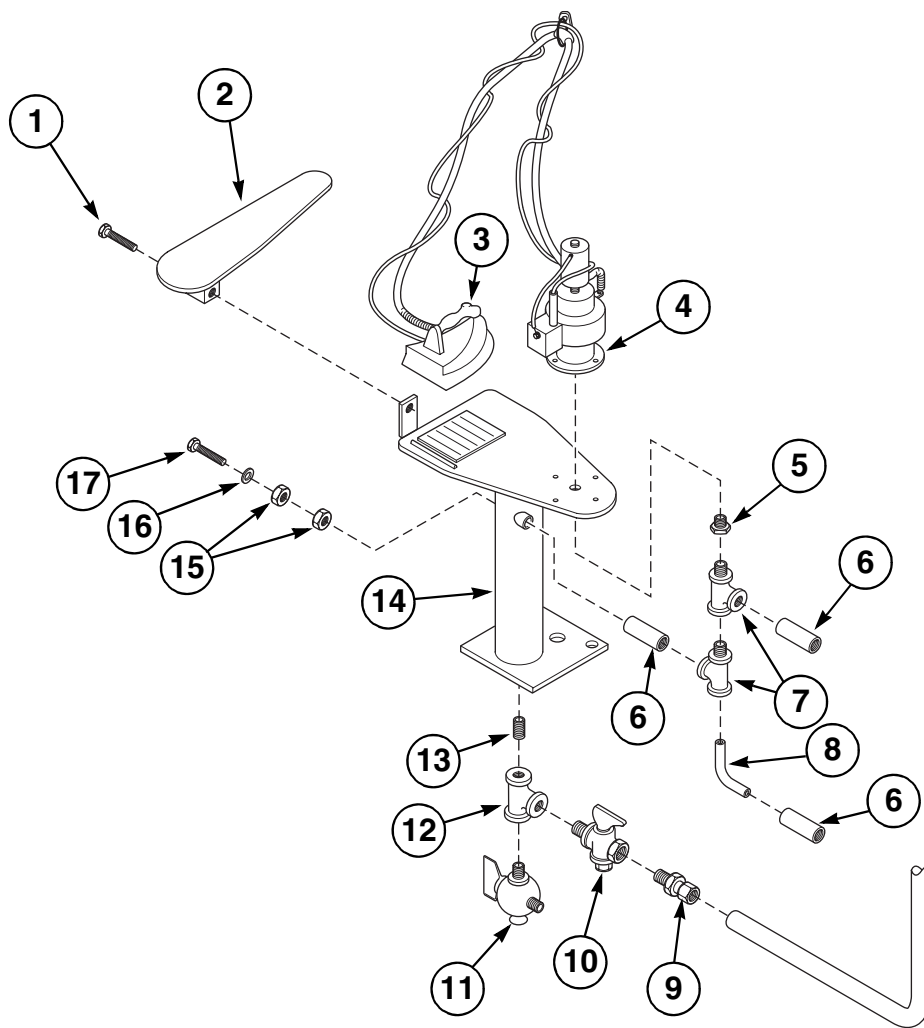


SCR2011P

Optional Hand Steam Iron Components – Models ADCF446, ADCF446SE, DCF446 and DCF446SE Starting December 1986 Through October 2002

REF	PART NO.	DESCRIPTION	COMMENTS
	JX359	Steam Hose	Use with item 1
1	JA-54016	Steam Iron	110 Volt; With thumb switch
	JA-54017	Steam Iron	Steam; 220 Volt; With thumb switch
2	J1142603	Low Boy Assembly	110-120 Volt
	J1142611	Low Boy Assembly	208-240 Volt
3	JC-19682	Reducing Bushing	
4	JA-55627	Male Compression Tee	2 required
5	JM-90527	Braided Sleeving Insulation	
6	J1106665	Tubing	
7	J1185073	Washer	4 required
8	20275	Nut	4 required
9	J1238518	Screw	4 required
10	JA-84618	Table Support	
11	20274	Nut	
12	JA-50324	Screw	
13	JC-21902	Petcock	
14	J1469113	Iron Support Weldment	

Optional Hand Steam Iron Components – Models AAOU45 and AOU45 Starting March 1987 Through October 2002



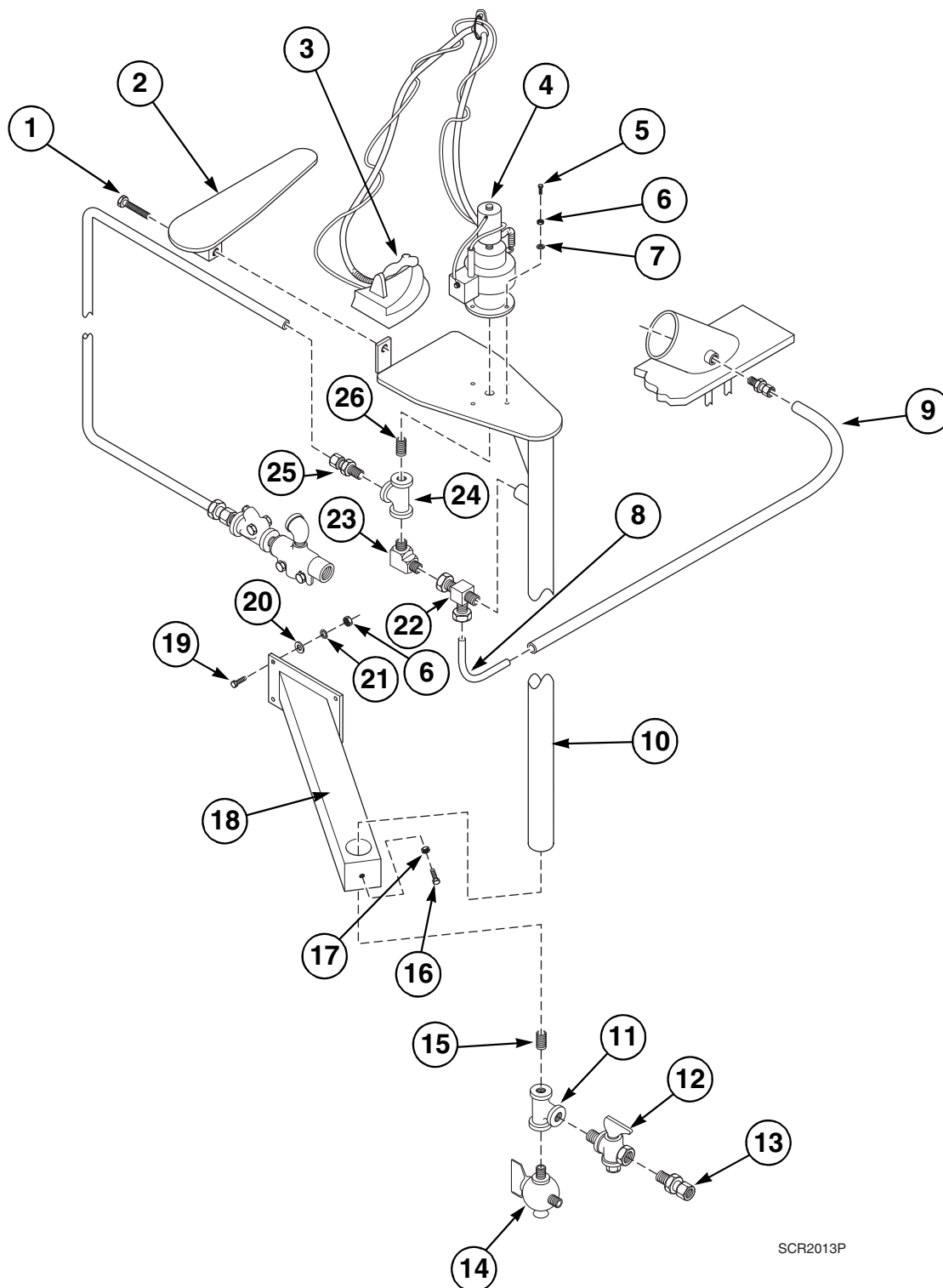
SCR2012P

Optional Hand Steam Iron Components – Models AAOU45 and AOU45 Starting March 1987 Through October 2002

REF	PART NO.	DESCRIPTION	COMMENTS
	J1144518	Steam Iron Assembly	220 Volt; Includes items 6 and 8
	J1144526	Iron Assembly	100 Volt; Includes items 6 and 8
	JX359	Steam Hose	Use with item 3
1	JC-63313	Screw	
2	JA-80378	Padding and Sleeve Board Assembly	Includes items JA-04930P Padding Set, J0637474-00 Sleeve Ironing Board Machining, (2) JA-50947 Spring, JA-55097 Screw and JA-55096 Nut
3	JA-54017	Steam Iron	220 Volt; With thumb switch
	JA-54016	Steam Iron	110 Volt; With thumb switch
4	J1142611	Low Boy Assembly	220-240 Volt
	J1142603	Low Boy Assembly	110 Volt
5	JC-19682	Reducing Bushing	
6	JM-90527	Braided Sleeving Insulation	
7	JA-55627	Male Compression Tee	2 required
8	J1106665	Tubing	
9	J1151661	Compression Connector	
10	J1246024	Needle Valve	
11	JC-21902	Petcock	
12	N/A	Tee	
13	J1232313	Pipe Nipple	
14	J1472240	Condenser and Iron Weldment	
15	JA-55096	Nut	2 required
16	M400013	Washer	
17	JA-55097	Screw	

N/A = Part no longer available

Optional Hand Steam Iron Components – Models ADC18, ADC43, ADC45, ADC446SE, ADC446, ADCF446, DC18, DC43, DC45, DC446SE, DC446 and DCF446 Starting April 1992 Through June 1997



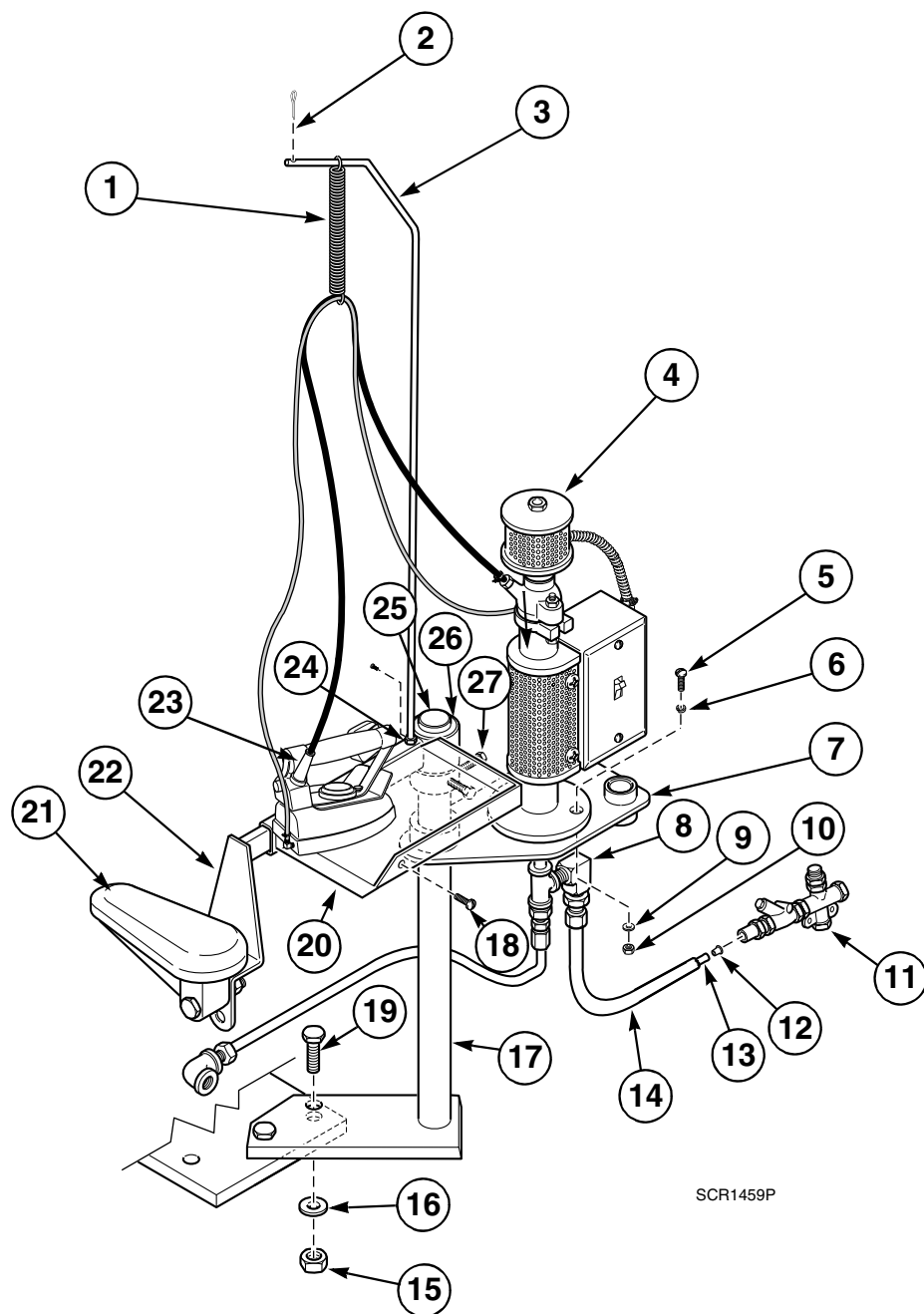
SCR2013P

Optional Hand Steam Iron Components – Models ADC18, ADC43, ADC45, ADC446SE, ADC446, ADCF446, DC18, DC43, DC45, DC446SE, DC446 and DCF446 Starting April 1992 Through June 1997

REF	PART NO.	DESCRIPTION	COMMENTS
	J1144518	Steam Iron Assembly	220 Volt; Includes items 4 and 5
	J1144526	Iron Assembly	110 Volt; Includes items 4 and 5
	JX359	Steam Hose	Use with item 3
1	JC-63313	Screw	
2	JA-80378	Padding and Sleeve Board Assembly	Includes JA-04930P Padding Set, J0637474-00 Sleeve Ironing Board Machining, (2) JA-50947 Spring, JA-55097 Screw and JA-55096 Nut
3	JA-54017	Steam Iron	220 Volt; With thumb switch
	JA-54016	Steam Iron	110 Volt; With thumb switch
4	J1142611	Low Boy Assembly	220-240 Volt
	J1142603	Low Boy Assembly	110 Volt
5	JA-52426	Screw	3 required
6	20275	Nut	7 required
7	J1001007	Washer	3 required
	J1185073	Washer	3 required; Models ADC446SE, ADCF446, DC446SE and DCF446
8	J1106665	Tubing	
9	JM-90527	Braided Sleeving Insulation	
10	J1469113	Iron Support Weldment	
11	N/A	Tee	
12	J1246024	Needle Valve	
13	J1151661	Compression Connector	
14	JC-21902	Petcock	
15	J1232313	Pipe Nipple	
16	JA-50324	Screw	
17	20274	Nut	
18	JA-84618	Table Support	
19	J1238518	Screw	4 required
20	J1001304	Washer	4 required
21	M400014	Washer	4 required
22	JA-55627	Male Compression Tee	
23	JC-30211	Male Compression Elbow	
24	JC-70628	Pipe Tee	
25	JC-30919	Male Compression Connector	
26	JC-46201	Pipe Nipple	

N/A = Part no longer available

Optional Hand Steam Iron Components – Models AAOU45 and AOU45 Starting June 1997 Through October 2002

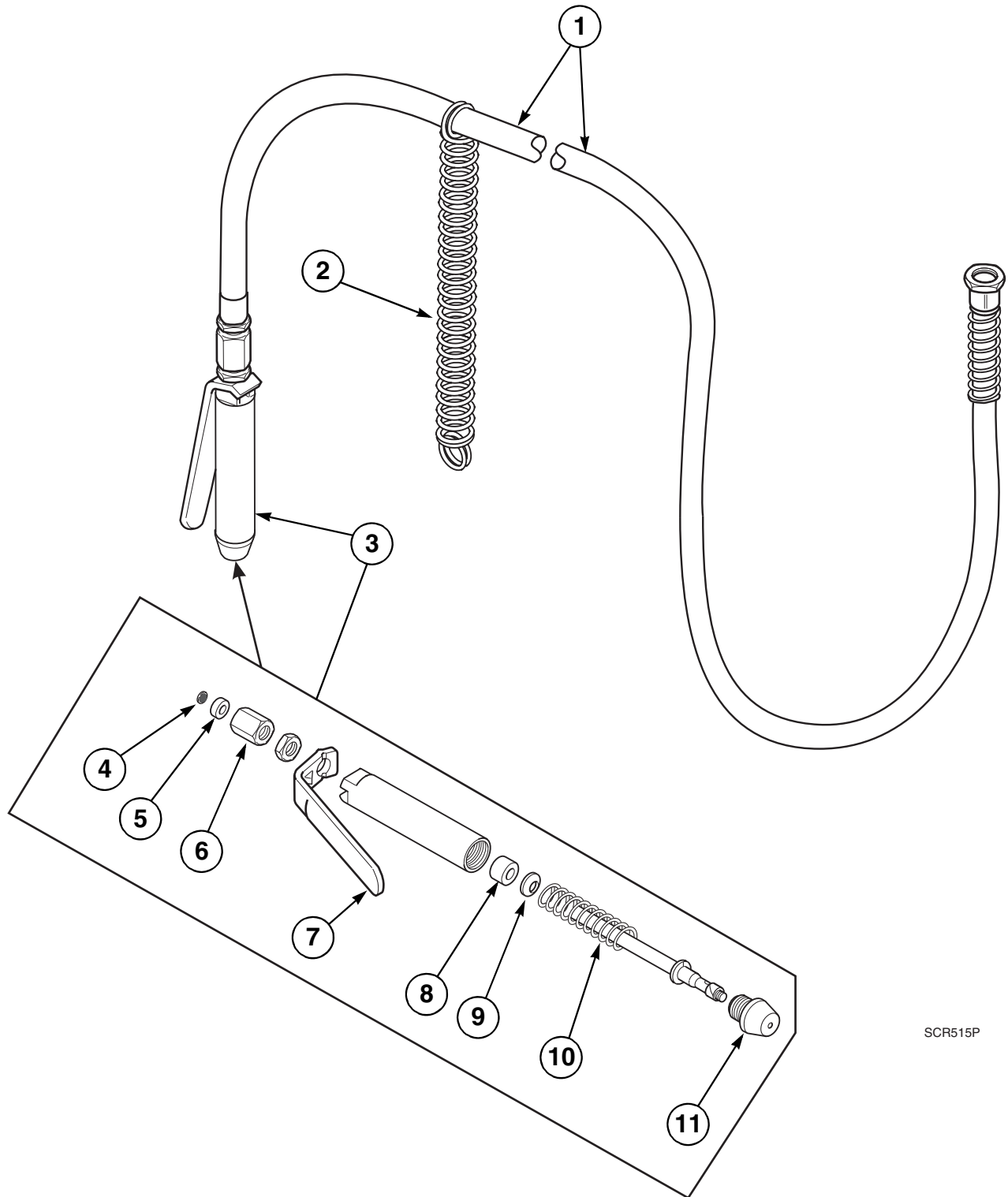


Optional Hand Steam Iron Components – Models AAOU45 and AOU45 Starting June 1997 Through October 2002

REF	PART NO.	DESCRIPTION	COMMENTS
	J1144526	Iron Assembly	110 Volt
	J1144518	Steam Iron Assembly	220 Volt
	JX359	Steam Hose	Use with item 23
1	JA-52758	Spring	
2	J1177765	Cotter Pin	
3	J1483353	Low Boy Cord Hanger	
4	J1142603	Low Boy Assembly	110 Volt
	J1142611	Low Boy Assembly	220-240 Volt
5	JA-52426	Screw	3 required
6	JC-80513	Washer	3 required
7	J1483379	Low Boy Support Weldment	
8	J1151620	Compression Elbow	
9	J1185073	Washer	3 required
10	20275	Nut	3 required
11	JA-83598	Steam Inlet	Refer to <i>Steam Inlet</i> section for parts breakdown
12	JC-19682	Reducing Bushing	2 required
13	J1106665	Tubing	
14	JM-90527	Braided Sleeving Insulation	
15	20274	Nut	2 required
16	M400081	Washer	2 required
17	J1483734	Pivot Tube Weldment	
18	N/A	Screw	
19	N/A	Screw	2 required
20	J1483296	Iron Support Weldment	
21	JA-80378	Padding and Sleeve Board Assembly	
22	J1483387	Sleeve Board Support Weldment	
23	JA-54016	Steam Iron	110 Volt
	JA-54017	Steam Iron	220 Volt
24	JC-22260	Screw Collar	
25	J1427103	Vent Plug	
26	J1483650	Altered Set Collar	
27	J1179001	Screw	

N/A = Part no longer available

Water Gun Assembly

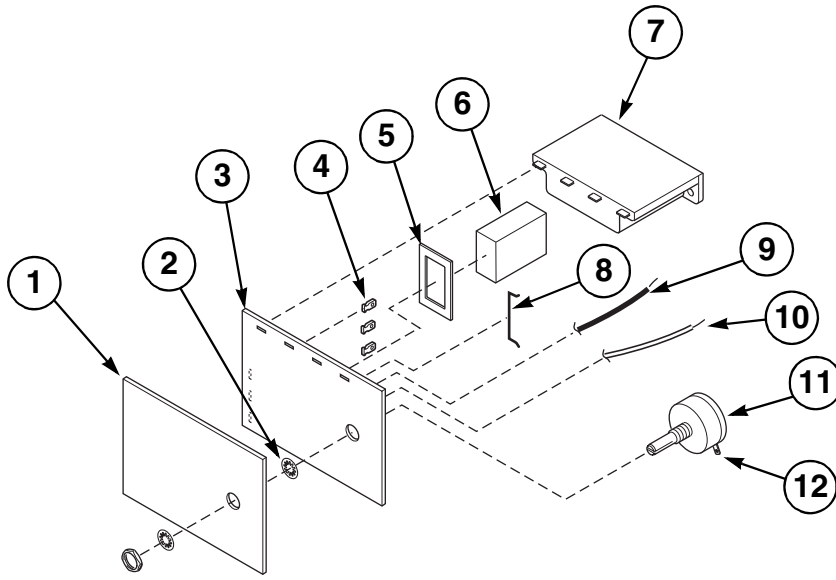


SCR515P

Water Gun Assembly

REF	PART NO.	DESCRIPTION	COMMENTS
	JA-51110	Water Gun Assembly	Includes items 1-11
	JA-51793P	Hose Assembly	Includes items 1 and 2
1	JA-51255P	Water Gun Hose	
2	JA-50949	Spring	Use to attach hose to cabinet
3	JA-51792	Water Gun	Includes items 4-11
4	JA-50640	Water Gun Filter Screen	
5	JA-50649	Coupling Packing	
6	JA-50639	Water Gun Coupling	
7	JA-50638	Water Gun Handle	
8	JA-50646	Water Gun Packing	
9	JA-50647	Washer	Brass
10	JA-50648	Water Gun Spring	
11	JA-50641	Water Gun Nozzle	

Timer Assembly

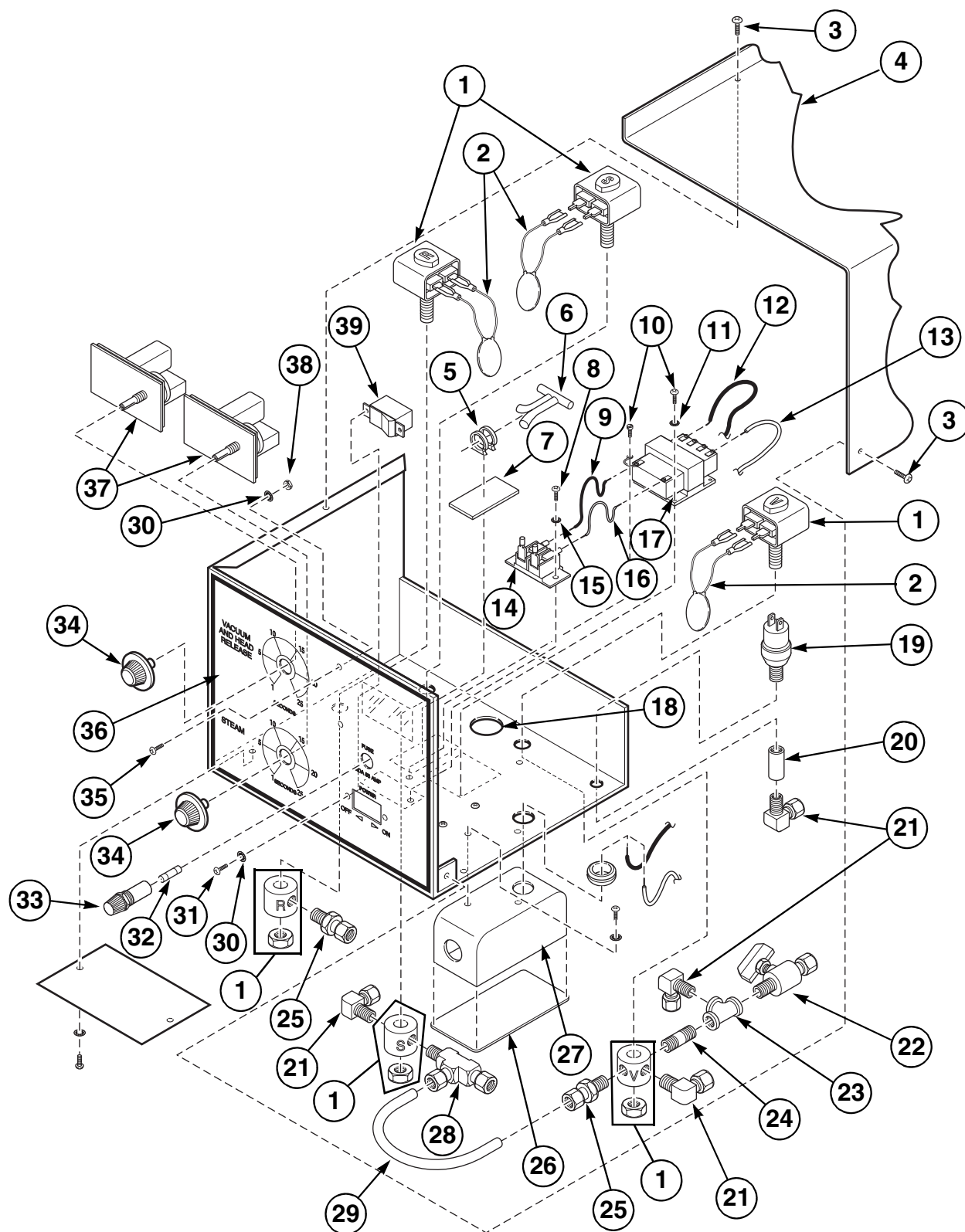


SCR2057P

Timer Assembly

REF	PART NO.	DESCRIPTION	COMMENTS
	J200050400	Common Timer Circuit Board Kit	
1	J1344605	Panel Mount Timer Insulator	
2	JC-43344	Washer	
3	J1343680	Timer Board	
4	J1344498	PC Board Terminal	3 required
5	J1343664	Relay	
6	J1343672	Relay Socket	
7	J200050400	Common Timer Circuit Board Kit	
8	JR-90090	20 Gauge Wire	Black
9	45001	18 Gauge Wire	Black
10	J1111467	18 Gauge Wire	White
11	J1343789	Potentiometer	
12	J1279736	22 Gauge Wire	

Control Assembly – Models ADCF446, ADCF446SE, DCF446 and DCF446SE Starting December 1986 Through June 1997

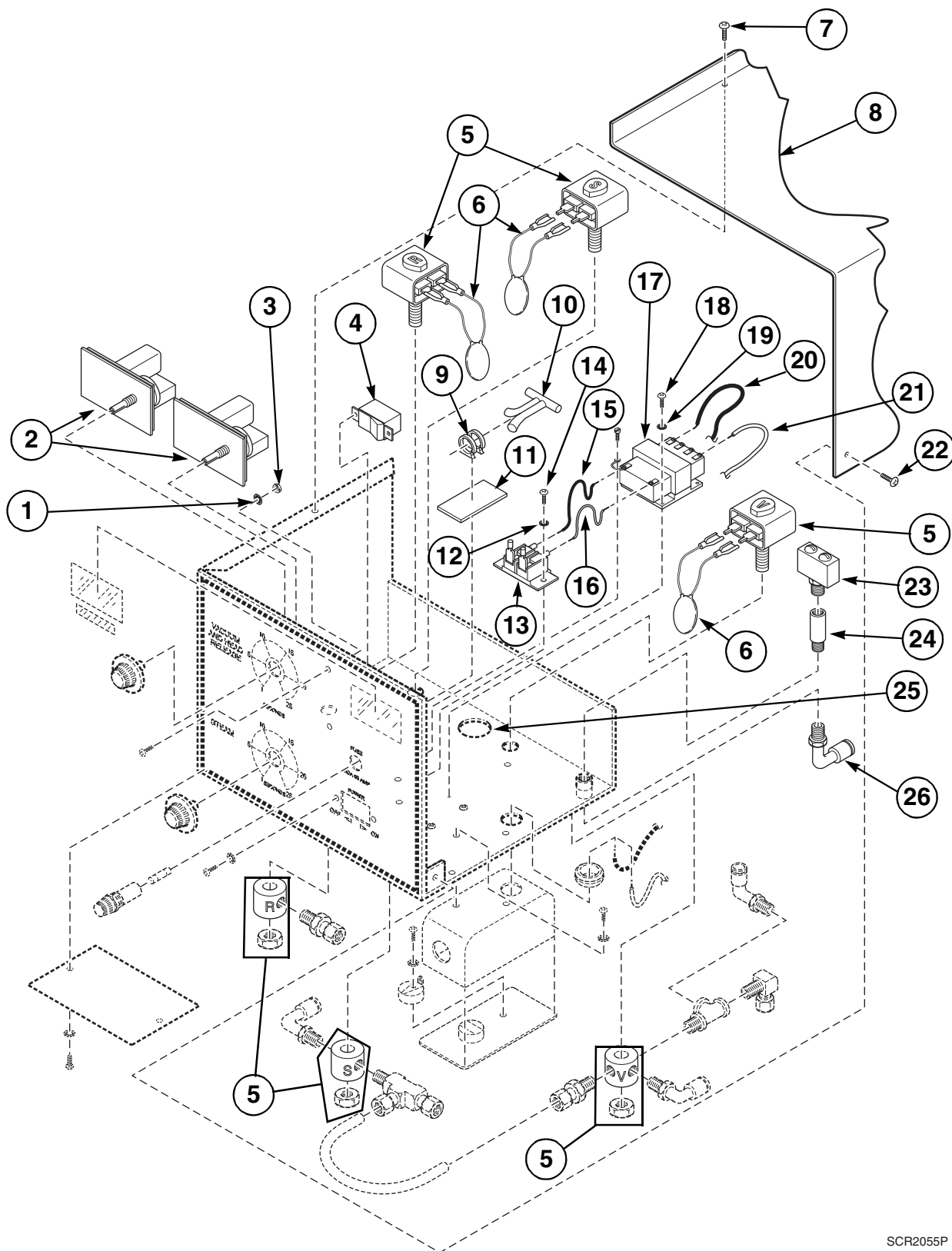


SCR2054P

Control Assembly – Models ADCF446, ADCF446SE, DCF446 and DCF446SE Starting December 1986 Through June 1997

REF	PART NO.	DESCRIPTION	COMMENTS
1	J1362854P	3-Way Solenoid Valve	3 required
2	J1378652	Varistor Assembly	2 required
3	M400664	Screw	2 required
4	J1364702	Right Side Mount Cover Weldment	
5	J1190396	Strap	
6	J1364199	Wire Harness	
7	J1239664	Adhesive Mount	
8	J1199389	Screw	2 required
9	J1131333	14 Gauge Wire	Black
10	M400044	Screw	6 required
11	J1085992	Washer	6 required
12	45001	18 Gauge Wire	Black
13	J1111467	18 Gauge Wire	White
14	JE-66110	Terminal Block	
15	J1085984	Washer	2 required
16	JM-99661	14 Gauge Wire	Red
17	JC-73140	Open Frame Transformer	
18	JA-53433	Button Hole Plug	
19	J1364181	Pressure Switch	
20	J1018571	Pipe Coupling	
21	JA-50770	Male Compression Elbow	4 required
22	JC-77269	Male Compression Needle Valve	
23	JC-70614	Pipe Tee	
24	J1232313	Pipe Nipple	
25	J1151661	Compression Connector	2 required
26	J1075621	Electric Box Cover	
27	J1232958	Electric Outlet Box	
28	JA-52314	Male Compression Tee	
29	JM-95918P	Tubing	
30	J1216357	Washer	6 required
31	J1188416	Screw	2 required
32	J1364843	Fuse	
33	JA-53621	Fuse Holder	
34	JE-66022	Knob	2 required
35	J1233162	Screw	4 required
36	J1364710	Control Enclosure Weldment	
37	J200050400	Common Timer Circuit Board Kit	2 required; Refer to <i>Timer Assembly</i> section for parts breakdown
38	02788	Nut	
39	JA-54272	Switch	

Control Assembly – Models ADCF446, ADCF446SE, DCF446 and DCF446SE Starting June 1997 (Drawing 1 of 2)

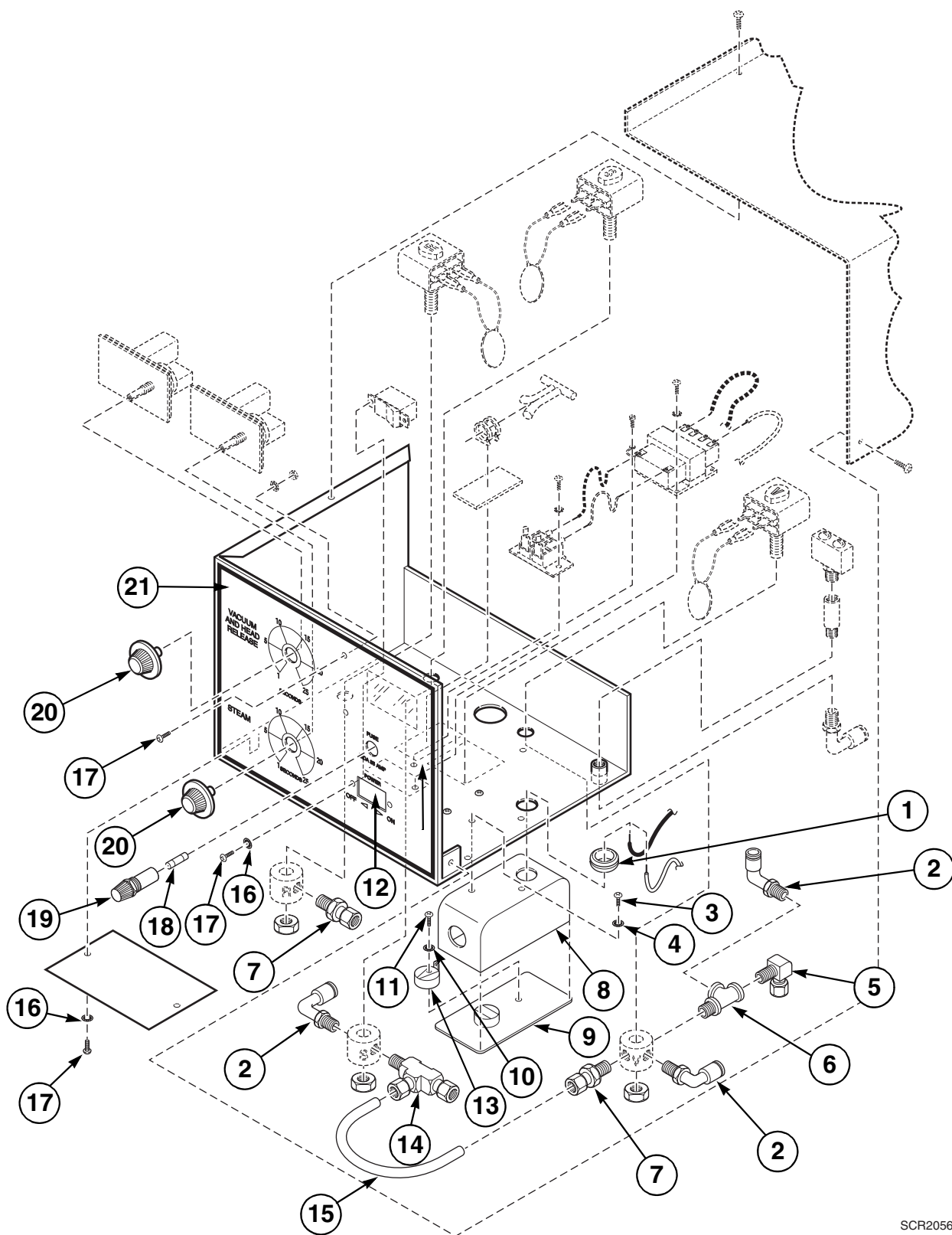


SCR2055P

Control Assembly – Models ADCF446, ADCF446SE, DCF446 and DCF446SE Starting June 1997 (Drawing 1 of 2)

REF	PART NO.	DESCRIPTION	COMMENTS
	J1426352	Control Assembly	110-120 Volt/50 or 60 Hertz
1	J1216357	Washer	6 required
2	J200050400	Common Timer Circuit Board Kit	2 required; Refer to <i>Timer Assembly</i> section for parts breakdown
3	02788	Nut	2 required
4	JA-54272	Switch	
5	J1378652	Varistor Assembly	2 required
6	J1362854P	3-Way Solenoid Valve	3 required
7	M400044	Screw	
8	J1364702	Right Side Mount Cover Weldment	
9	J1190396	Strap	
10	J1364199	Wire Harness	
11	J1239664	Adhesive Mount	
12	J1085984	Washer	3 required
13	JE-66110	Terminal Block	
14	J1199389	Screw	3 required
15	45001	18 Gauge Wire	.5 foot; Black
16	J1111467	18 Gauge Wire	.5 foot; White
17	JC-73140	Open Frame Transformer	
18	M400044	Screw	6 required
19	J1085992	Washer	6 required
20	J1131333	14 Gauge Wire	1 foot; Black
21	JM-99661	14 Gauge Wire	1 foot; Red
	JM-99146	14 Gauge Wire	1 foot; White; Used with J1426352 Control Assembly
22	M400664	Screw	
23	J1526540	Limit Switch	
24	J1526532	Pilot Actuator	
25	JA-53433	Button Hole Plug	
26	J1407741	Swivel Tubing Elbow	4 required

Control Assembly – Models ADCF446, ADCF446SE, DCF446 and DCF446SE Starting June 1997 (Drawing 2 of 2)



SCR2056P

Control Assembly – Models ADCF446, ADCF446SE, DCF446 and DCF446SE Starting June 1997 (Drawing 2 of 2)

REF	PART NO.	DESCRIPTION	COMMENTS
	J1426352	Control Assembly	110-120 Volt/50 or 60 Hertz
	JA-19559	Closing Speed Orifice	
	J1364215	Nameplate	Dry clean prep control
1	J1066919	Snap-In Bushing	
2	J1407741	Swivel Tubing Elbow	4 required
3	M400044	Screw	6 required
4	J1085992	Washer	6 required
5	J1517358	Male Tubing Elbow	
6	J1316710	Pipe Tee	
7	J1408004	Connector	2 required
8	J1232958	Electric Outlet Box	
9	J1075621	Electric Box Cover	
10	J1085984	Washer	3 required
11	J1199389	Screw	3 required
12	JA-54272	Switch	
13	J1189125	Terminal Lug	
14	J1438357	Quick Tubing Tee	
15	J1103970-00P	Tubing	1 foot
16	J1216357	Washer	6 required
17	J1188416	Screw	4 required
18	J1364843	Fuse	
19	JA-53621	Fuse Holder	
20	JE-66022	Knob	2 required
21	J1364710	Control Enclosure Weldment	

[illegible]

Parts Index

A

Actuating Assembly Kit	
JKIT-00282	39, 159, 169
Actuating Lever	
JA-21325	159
Actuating Pad	
JA-26238	125, 127, 129, 131, 133, 165
Adhesive Mount	
J1239664	191, 193
Air Cylinder	
J1313105	115
J1390798	135
J1391390	161
Air Cylinder and Fitting Assembly	
J1538784	43, 45, 47, 51, 115, 117
Air Cylinder and Valve Assembly	
J1425826	39, 41, 47, 115, 117
Air Cylinder Clevis Assembly	
JA-04358	11
Air Gauge Assembly	
J1575638P	49, 51, 53, 55, 57, 113
JA-81267P	39, 41, 43, 45, 47, 113
Air Hose	
J1356625	39, 41, 43, 45, 47, 49, 51, 53, 55, 57
Air Inlet Assembly	
J1575679	43, 45, 49, 51, 53, 79
Air Inlet Label	
JA-17842	7, 9
Air Lubricator Bowl	
J1647536	61
Air Muffler	
JA-51735	117, 139
JA-53584	79, 81, 115, 121
Air Pressure Label	
J1326156	9
Air Relieving Regulator	
JA-54181	41, 47
Air Strainer Assembly	
JA-00211	41, 73, 75, 77
Air Vacuum Valve Assembly	
J200175000P	43, 45, 55, 57, 137
Air Valve, 4-Way	
J1586809	101
Altered Set Collar	
J1483650	175, 185
Anvil Cover Assembly	
J0637253-00	19, 21
J0637255-00	19, 21, 23
J0637257-00	21
JA-08688	19

B

Bar	
JA-10652	157, 161, 169
Barbed Hose Connector	
JA-54300	121, 139, 141

Blind Rivet	
JC-51528	7, 9
Bolt	
JA-12742	31
JA-18003	31
JA-52422	101
Bracket	
J1571405	61
Bracket and Valve Assembly	
J1583095	55
Bracket Assembly	
J1492883	101, 103
JA-00546	95
Braided Sleeving Insulation	
JM-90527	33, 151, 179, 181, 183, 185
Buck Weldment	
J1061753P	19
JA-82012P	19
JA-82114	19
JA-82116P	19
JA-82119P	19
JA-82120	19
Bumper	
J1042480	11
Burn Hazard Label	
J1636067	7
Burner Orifice	
J1392158	165
Bushing	
J0637436-00	177
JA-10088	159
Button Hole Plug	
JA-53433	191, 193
Button Housing	
J1541077	83
JA-28484	83, 85
JA-28485	83
Button Housing Keeper	
JA-29661	85
Button Keeper	
JA-31093	83

C

Cable Tie	
F140605	173
Check Rod	
JA-27758	29
Check Rod Assembly	
JA-82474	11, 29
Check Valve	
J1142512	149
JA-54042	35, 99, 133, 147
Clamp	
J0637412-00	175
JA-54396	39, 41, 45, 47
Clevis Pin	
JA-53333	13, 133, 165
Clevis Shaft	
J1474709	11, 13
JA-27760	13

N/A items do not appear in index.

Close Label	
JA-35954	7, 9
Close Valve Assembly	
J1425834	41, 45, 101
J1575950P	43, 49, 51, 101
Closing Cylinder	
J0250101-00	119
Closing Cylinder Assembly	
J0637118-00	49, 53, 55, 57, 119
Closing Cylinder Valve Assembly	
J1425818	115
Closing Speed Orifice	
JA-19559	135, 137, 161, 195
Coil Mounting Bar	
JA-12279	171
Common Timer Circuit Board Kit	
J200050400	189, 191, 193
Compact Air Filter	
J1028851	59
Compression Connector	
J1075175	75, 147
J1151661	75, 93, 99, 101, 125, 129, 135, 141, 149, 171, 173, 181, 183, 191
J1160761	75, 117, 139
JA-50764	169
Compression Elbow	
J1019298	93, 115, 143, 145
J1151620	19, 151, 169, 185
J1151653	115, 141
Compression Spring	
J1631571	33
JA-51336	105
JA-51340	17
JA-51364	163
JA-51372	17, 75, 77
Condenser and Iron Weldment	
J1472240	181
Condenser Coil	
J1471234	171, 173
Condenser Coil Cover	
J1468495	171, 173
Condenser Flow Control	
JA-09231	171
Conduit Hanger	
JC-35100	107
Connector	
J1408004 . 35, 37, 49, 51, 53, 79, 81, 89, 91, 95, 101, 103,	125, 127, 129, 131, 137, 141, 143, 195
JA-55681	157
Connector Assembly	
J200179300	63, 65, 67, 69, 71
Contact Spacer Kit	
JKIT-00224	85
Control Assembly	
J1426352	193, 195
Control Enclosure Weldment	
J1364710	191, 195
Cotter Pin	
F431201	175
J1177765	155, 185
JA-50504	165
JA-50524	13
JC-54791	13, 133
JC-54846	157

Coupling	
J0130109-00	175
J0637403-00	173
J1018571	191
Coupling Packing	
JA-50649	187
Coupling Weldment	
J1362805	59
Cover	
JA-50577	135
Cover Grid Plate	
J1265966	17
J1265974	17
J1355841	17
J1355858	17
Cross Spacer	
J200179400	63, 67
Cylinder Body	
JA-10671	121
Cylinder Body Weldment Assembly	
J1296565	115, 117
Cylinder Head Gasket	
J1428986	115, 117
J1428994	121
Cylinder Mounting Bracket	
J1391168	161
J1405422	161
Cylinder Rebuild Kit	
J798866	119
Cylinder Spacer	
JA-13208	115, 117

D

Diaphragm	
JA-18542	145
Diaphragm Assembly	
J1572957	47, 117, 145, 155
Diaphragm Bracket	
JA-17137	47
Disc	
JA-30139	11
Disc Holder	
JA-10166	163
Do Not Lift Table Label	
J33-013	7, 9
Dump Valve and Fittings Assembly	
J1575372	55, 57
J1576206	45, 51, 53, 143
Dump Valve Kit	
JKIT-00255	47
Dump Valve, 3-Way	
JA-52747	79, 81, 93
JA-53550	55, 57, 75, 79, 81, 115
JA-54354	141
JA-54437	79, 81, 93, 143

E

Electric Box Cover	
J1075621	191, 195

N/A items do not appear in index.

Electric Outlet Box J1232958	191, 195
Element Replacement Kit J200200100	69, 71
Emergency Stop Button Assembly J1635069	55, 57, 109
Emergency Stop Head Button J1635044	109
Extension Spring JA-51509	157

F

Felt Seal JA-10777	121
Female Compression Connector JC-30879	99
Female Polyflo Connector J1375880	101, 103, 133
Female Rod End Bearing JA-53961	29, 115, 117, 119
JA-54141	29
Filter Element JA-26657	163
Filter Element Kit J200203300	69, 71
Filter Kit J200032100	63, 65, 67
Filter/Regulator J1557487P	61
Filter/Regulator Assembly J200179100	65, 67
J200200700	69
J200203800	71
Filter/Regulator Auto Drain Kit J1637644	61, 63, 65, 67
Filter/Regulator Maintenance Kit J1637636	61
Filter/Regulator/Lubricator Assembly J1557479P	43, 45, 49, 51, 53, 55, 57, 61
J200113600	49, 51, 53, 67
J200127300	57, 63
J200127500	65
J200179500	63
Filter/Regulator/Mist Separator Assembly J200200200	57, 69
J200200400P	49, 51, 53, 71
Flare Connector J1319276	151, 153, 173
Front Cover JA-27801	13
Front Table J200030000	21
J200039400	21
J200039600	21
J200039700	23
J200039800	21
Fuse J1364843	191, 195
Fuse Holder JA-53621	191, 195

G

Gasket JA-50578	135
JA-55084	157, 161, 169
Grid Plate J1265933	17
Grommet J1591296	55
J1591304	87
J1591320	55, 87
J1591346	87
J1591361	87

H

Handle and Bracket Assembly JA-08656P	155
Handle and Caps Assembly 70154401	21, 23
Handle Mounting Bracket J1425792	133, 165
Head Cover J1036680	17
JA-22281	17
JA-25687	17
JA-27264	17
JA-27494	17
JA-27495	17
JA-27504	17
Head Locking JA-82488	41, 55, 57, 133
Head Locking Assembly J1575943	43, 49, 133
Head Locking Lever JA-28492	133
JA-82570	41, 133
Head Mounting JA-27419	133, 165
Head Spacer JA-12968	17
Head Spring Assembly JA-03942	31
JA-03943	31
Head Weldment J1017375	17
JA-81914	17
JA-81917	17
JA-81919	17
JA-81924	17
JA-82136	17
Hose Assembly JA-51793P	187

I

Inner Race Bearing JA-50893	11
Inside Plate JA-10891	121
JA-11069	115, 117

N/A items do not appear in index.

Internal Air Inlet	
J1631449	81
Internal Air Inlet Assembly	
J1628197	55, 57
Iron Assembly	
J1144526	181, 183, 185
Iron Support Weldment	
J1469113	179, 183
J1483296	175, 185

K

Knob	
JA-52938	133, 155
JE-66022	191, 195

L

Large Diaphragm Assembly	
JA-00465	47, 55, 57, 139, 145, 159
Large Diaphragm Cap	
JA-10502	145
Large Diaphragm Cap Assembly	
JA-00819	145
Large Plunger Assembly	
JA-00818	145
Left Spring Hanger	
JA-05584	31
Lever Pin	
JA-10171	155
Lever Support	
JA-14120	155, 167
Limit Switch	
J1526540	193
Lock Label	
J1266543	7, 9
Lock Ring	
JA-17705	87
Lock Valve Assembly	
J1576180	45, 103
Locking Lever	
JA-28337	133
Lockout Electrical Service Label	
J1550334	7
Lock-Out Valve	
J1557503	61
J200179000	63, 65, 67, 69, 71
Lockout/Tagout Warning Decal	
J200139600	9
Long Center Table	
J0636938-00	21
J0636941-00	21
J0636943-00	21, 23
Low Boy Assembly	
J1142603	179, 181, 183, 185
J1142611	179, 181, 183, 185
Low Boy Cord Hanger	
J0637221-00	175
J0637223-00	175
J1483353	185
Low Boy Support Weldment	
J1483379	175, 185

Lower Bracket	
J1628130	35, 37
Lower Cylinder Head	
JA-27414	121
Lower Head	
JA-17711	115, 117
Lubricator	
J1141985	59
J1557495	61
Lubricator Assembly	
J200179200	63, 65, 67
Lubricator Kit	
J200032400	63, 65, 67
Lubricator Maintenance Kit	
J1637628	61

M

Male Compression Connector	
JC-30919	183
Male Compression Elbow	
JA-50770	75, 93, 97, 113, 115, 117, 133, 139, 141, 143, 147, 159, 161, 191
JC-30211	183
Male Compression Needle Valve	
JC-77269	191
Male Compression Tee	
JA-52314	41, 75, 77, 93, 129, 143, 191
JA-55627	179, 181, 183
JC-30734	41, 75, 97, 149
Male Connector	
J200203500	59, 153, 171
J200217400	51, 53, 89, 91
Male Run Tee	
J1571033	81
Male Tubing Connector	
J1410315	173
Male Tubing Elbow	
J1410323	43, 45, 61, 79, 81, 115, 119
J1517358	51, 53, 107, 143, 195
Manifold Assembly	
JA-82253	151
Manifold Spacer	
JA-13261	153
Microswitch Contact Plate	
JA-31094	83, 85
Mist Separator	
J200200000	69, 71
Mist Separator Kit	
J200293100	63, 65, 67
Moulding Ring	
JA-51361	19
Mounting Plug	
JA-17958	171, 173
Mounting Tube	
JA-17954	171

N

Nameplate	
J1364215	195
J1636075	7

N/A items do not appear in index.

Nameplate Overlay	
70240801	7, 9
Needle Bearing	
JA-50892	11
Needle Valve	
J1246024	181, 183
JA-52071	75, 115
Nipple	
JA-50728	77, 151
Nut	
02788	191, 193
20274	121, 179, 183, 185
20275 ... 13, 15, 25, 59, 101, 107, 125, 127, 129, 131, 167,	171, 179, 183, 185
36020	21, 23
52566	133, 165
7014211, 95, 101, 103, 125, 127, 129, 131, 151, 153, 155,	157, 161, 169
F430233	25, 175
F431004	177
F431019	177
F431024	173, 175
J1000736	61, 95, 103, 171
J1000850	13, 27, 123
J1065689	29
J1210988	17
J1391515	135
J1421973	141
JA-10164	163
JA-10165	163
JA-12900	83, 85, 95, 133
JA-50412	157, 161
JA-50413	115, 117
JA-50434	29, 115, 117, 119, 145
JA-51035	13
JA-51457	33
JA-51474	125, 127, 129, 131, 161
JA-52031	29
JA-52395	17
JA-55096	181
JC-48157	35, 37
JC-48289	135
JC-48312	135
M400023	31, 121, 161

O

Oil	
J0210103-01	119
J0210103-04	119
J0210103-20	119
Oilless Sleeve Bearing	
JA-50896	31
JA-50904	11
Open Frame Transformer	
JC-73140	191, 193
Open Label	
JA-35953	7, 9
Open Valve and Bracket Assembly	
J1575984	43, 45, 55, 95
Open Valve Assembly	
J1425867	41, 93
J1576198	95
O-Ring	
J1403310	105
J1463652	163

JC-57441	105
Outside Plate	
JA-10892	121
JA-11068	115, 117

P

Padding and Sleeve Board Assembly	
JA-80378	181, 183, 185
Padding Set	
J1047166	19
JA-53172	19
JA-53199	19
JA-53520	19
JA-53547	19
Panel Mount Timer Insulator	
J1344605	189
Pants Rest Assembly	
J1632074	15
Pants Rest Bar	
J1632058	15
Pants Rest Cover	
J1632082	15
Pants Rest Padding	
J1632090	15
Pants Rest Weldment	
J1632066	15
PC Board Terminal	
J1344498	189
Pedal	
JA-24522	39, 125, 129
Pedal Base	
J1387794	125, 127, 129, 131
Pedal Base Assembly	
J1387836	39, 41, 45, 129
J1387844	47, 131
J1575380	43, 49, 51, 53, 55, 57, 131
Pedal Bracket	
JA-25995	125, 127, 129, 131
Pedal Bracket Weldment	
J1387778	125, 129
J1387786	131
J1391630	127
Petcock	
JC-21902	179, 181, 183
Pilot Actuator	
J1526532	193
Pipe Bulkhead Fitting	
J1482389	79, 81
Pipe Clamp	
J0637412-00	173
Pipe Coupling	
J1018571	35, 133
JA-50676	113, 171
JC-23002	77, 151, 173
JC-23112	147
Pipe Cross	
J1184530	77
Pipe Elbow	
J1231422	77, 151
J1239383	151, 169
JC-28247	173

N/A items do not appear in index.

Pipe Nipple	
J1026103	93
J1026335-01	41, 75, 77, 141, 151
J115175201	59, 75, 77, 79, 81, 115, 117, 151
J123231375, 79, 81, 93, 97, 115, 121, 133, 143, 147, 149,	165, 181, 183, 191
J1236553	169, 171, 173
J1240860	169
JA-50729	151
JA-51540	151
JC-4606101	75, 79, 151
JC-46083	133
JC-46084	81
JC-4613101	151
JC-46137	151
JC-46201	151, 183
JC-46337	151
JC-46341	169
Pipe Plug	
J1039858	81
J1151794	141
J1161413	101, 103, 133, 151
JA-53076	139
JA-54394	63, 67, 79, 93
Pipe Tee	
J1018415	41, 75, 79, 81
J1266808	55, 57, 79, 81
J1316710	195
JA-52352	173
JC-70614	75, 147, 149, 191
JC-70616	75
JC-70628	169, 171, 183
Piston Cup Seal	
J1324854	115, 117
JA-10889	121
Piston Rod	
JA-28266	115, 117
JA-28607	121
Pivot Pin Lock Key	
J1474691	13
Pivot Tube Weldment	
J1483312	175
J1483734	185
Plug	
JA-54394	11
Plug Fitting	
J1429513	101
Pneumatic Reservoir	
J200041400	101, 103, 107, 133
Polyflo Elbow	
J1012392	101, 103, 133
Potentiometer	
J1343789	189
Pressing Cylinder	
J0250103-00	123
J0637120-00	123
Pressing Cylinder Assembly	
J0637166-00	49, 53, 55, 57
Pressure Arm Shaft	
JA-24941	11
Pressure Arm Weldment	
J200046900	11
J200047100	11
Pressure Gauge	
J1477959	61, 81
JA-54957P	113

Pressure Regulator	
J1631597	81
Pressure Switch	
J1364181	191
Pushbutton	
J1541085	83
J1579168	35, 37
J200012300	49, 51, 53, 57, 89
J200217100P	53, 57, 89, 91
J200217200P	57, 89, 91
J200217300	51, 53, 91
JA-04665	55, 87
JA-28486	83
JA-28487	83, 85
Pushbutton Assembly	
J1010-000472	83
J1010-000473	83, 85
J1538958	55, 87
J1544048	87
JA-00397	111
JA-04664	87
Pushbutton Housing	
JA-34800	83
Pushbutton Valve	
JA-81522	39

Q

Quick Exhaust Air Valve	
JA-56925	75, 115, 121, 147
Quick Tubing Tee	
J1437029	45
J1438357 43, 51, 53, 77, 79, 81, 89, 91, 95, 129, 131, 195	

R

Read Instruction Manual Label	
J1550300	7
Rear Table	
J0636936-00	21
J0636939-00	21, 23
Reducing Bushing	
J1184506	121, 139
JC-19609	41, 75, 77, 79, 115, 121, 139, 141, 149
JC-19662	117, 173
JC-19682	169, 179, 181, 185
Regulator Assembly	
J1425875	39, 41, 141
J1575653	43, 45, 49, 51, 53, 55, 57, 141
Regulator Kit	
J200032200	63, 65, 67
JKIT-00229	139
Relay	
J1343664	189
Relay Socket	
J1343672	189
Relieving Air Regulator	
J1421981P	141
Reservoir Kit	
J200098400P	101, 103, 107, 133
Reset Actuator	
J1142496	149

N/A items do not appear in index.

Reset Valve Assembly	
J1631498	55, 57, 111
Retrofit Kit	
J0798872	41, 43, 45, 47, 51, 123
Right Head Weldment	
J1282342	17
Right Side Mount Cover Weldment	
J1364702	191, 193
Ring Spacer	
J1631589	33
Ring Weldment	
J1644657	33
Rod End	
J1631522	35, 37
Roll Pin	
24298	159
J1436799	13

S

Safety Label	
J1550326	7
J1550342	7
J1550359	7
J1550540	7
Screen	
JA-10908	73
Screw	
24233	59
F430913	173
F430924	177
F430935	107
F430939	173, 175
F430946	175
F432234	25
J0220912-00	123
J0430544-00	175
J0637473-00	177
J0637475-00	177
J1001726	15, 35, 37, 125, 127, 129, 131
J1001734	143, 171, 177
J1111095	33
J1123389	17
J1179001	175, 185
J1179183	159
J1185107	21, 23
J1188416	191, 195
J1199389	145, 191, 193, 195
J1233162	191
J1238518	179, 183
J1312370	121
J1371145	113
J1398635	157, 161
J1414788	21, 23
J1557800	167
J1631563	33
JA-50055	135
JA-50134	133
JA-50144	157, 161
JA-50198	27
JA-50281	29
JA-50282	13, 29
JA-50324	179, 183
JA-50362	11, 155, 167
JA-50371	133, 165
JA-50379	11

JA-50900	17
JA-51594	11, 17
JA-51778	11
JA-51832	27
JA-51941	13
JA-51946	155
JA-52038	171
JA-52426	125, 127, 129, 131, 183, 185
JA-52524	171
JA-52664	155
JA-53020	133, 165
JA-53726	33
JA-53760	27
JA-55083	163
JA-55097	181
JA-55335	31
JA-55343	115, 117
JC-61269	95, 103
JC-61342	61
JC-61608	19
JC-62062	175
JC-62116	151, 153
JC-62412	161
JC-62496	13, 17
JC-62516	13
JC-62724	161
JC-62832	125, 127, 129, 131
JC-63313	181, 183
JC-63342	13
M400044	31, 191, 193, 195
M400056	25
M400057	41, 43, 45, 47, 55, 57, 95, 101, 103, 125, 129, 155, 161
M400664	191, 193
Screw Collar	
JC-22260	175, 185
Seal	
J1359884	135
Set at 65 PSI Label	
J1632017	81
Shock Absorber	
JA-53759	27
Shock Absorber Arm	
JA-51272	27
Shock Absorber Assembly	
J1326057	13, 27
Shock Absorber Rebuild Kit	
J1010-000652	27
Short Center Table	
J0636940-00	21
J0636942-00	21, 23
Shut-Off Valve Kit	
431182P	153
Shut-Off Warning Decal	
J200156500	9
Shuttle Valve	
JA-53602	97, 165
Silencer	
J0140352-00	123
Single Bracket Coupling Weldment	
J1335793	143
Single Manifold	
JA-14110	151
Sleeve Board Padding Set	
J0637469-00	177

N/A items do not appear in index.

Sleeve Board Support Weldment J1483387	177, 185
Sleeve Ironing Board Machining J0637474-00	177
Snap-In Bushing J1066919	195
Solenoid Valve, 3-Way J1362854P	191, 193
Spacer J0637088-00	123
J0637433-00	173, 177
J1571413	61
JA-25029	11
Spacer Block J1466671	155
Spherical Bearing JA-55082	13
Spray Gun Bracket Assembly JA-05652	171
Spray Gun Mounting Tube J0637401-00	173
J0637402-00	173
Spring JA-50447	83, 85, 95, 101
JA-50947	177
JA-50949	187
JA-51376	125, 127, 129, 131
JA-52275	133, 165
JA-52466	125, 127, 129, 131, 133, 165
JA-52758	175, 185
Spring Assembly JA-04887	31
Spring Clip JA-15931	31
Steam Actuating Assembly J1576214	159
Steam Actuator Assembly J1629559	55, 57, 165
Steam Actuator Bracket Assembly J1631548	167
Steam Bracket JA-21384	159
Steam Hose J1319268	151, 173
JX359	177, 179, 181, 183, 185
Steam Inlet JA-83598	151, 153, 185
Steam Inlet Cover J1631985	33
Steam Inlet Label JA-17841	7, 9
Steam Iron J0241482-00	177
JA-54016	179, 181, 183, 185
JA-54017	179, 181, 183, 185
Steam Iron Assembly J1144518	181, 183, 185
Steam Line Clamp JA-10650	157, 161
Steam Manifold JA-29863	153
Steam Pedal Base Assembly J1575935	49, 129
Steam Return Label JA-17840	7, 9

N/A items do not appear in index.

Steam Stud JA-10654	169
Steam Valve Actuator J1391176	161
Steam Valve Assembly J1463694	43, 45, 157, 161, 163, 169
JA-81523	47
Steam Valve Disc JA-13044	163
Steam Valve Rebuild Kit J1010-000653	163
Straight Grease Fitting J1012111	11
JC-30809	13
Strap J1190396	191, 193
Street Elbow J1381623	35
Street Pipe Elbow J1231521	141, 151
JA-54456	17, 135, 137
JA-54494	93
JC-28235	81, 121
JC-28236	151
Street Pipe Tee JC-30541	79, 81, 93
Stud F390301	13
J1390673	125, 127, 129, 131
Support Weldment J1629534	33
J1629542	33
Swing Check Valve JA-50588	153
Switch JA-54272	191, 193, 195
Swivel Flow Control Valve J1455781	45
Swivel Tubing Elbow J1407741	35, 37, 53, 79, 81, 89, 91, 109, 111, 113, 133, 141, 143, 145, 161, 165, 193, 195
J1419811	53, 55, 57, 63, 67, 141

T

Table Angle J0636946-00	25
J0636947-00	25
J0636948-00	25
J0636949-00	25
Table Assembly J200160400	21
J200163700	21
J200163800	21
J200164000	23
J200164200	21
J200205100	21
Table Mounting Bracket J1575299	95, 103
Table Support JA-84618	179, 183
Tapered Compression Spring J1039676	145

Terminal Block	
JE-66110	191, 193
Terminal Lug	
J1189125	195
Tie Bar	
J1483338	175
Timer Board	
J1343680	189
Tube Clip	
J1631506	33
Tubing	
J0141711-00 43, 45, 49, 51, 53, 55, 57, 61, 101, 103, 133	
J1103970-00P.. 39, 41, 43, 45, 47, 49, 51, 53, 55, 57, 195	
J1106665	151, 169, 179, 181, 183, 185
J1410257	171, 173
JM-95918P	39, 41, 47, 191
JM-95923	59
Tubing Connector	
J1408020	55, 57, 61

U

Upper Cylinder Head Assembly	
J1371079	121
Upper Head Assembly	
JA-09724	115, 117

V

Vacuum Label	
J1636018	7
Vacuum Pedal Base Assembly	
J1391143	47, 127
J1391150	39, 41, 43, 45, 125
J1575414	49, 51, 53, 55, 57, 127
J1575927	49, 125
Vacuum Tee	
J1622463	169
Valve	
JA-11599	105
JA-85913	47, 99
Valve Actuator Weldment	
J1631555	167
Valve Adapter	
J1635051	109
Valve and Bracket Assembly	
J1605583	55
Valve Assembly	
J0381773-00	55, 57
J1318336	121
J1629609	33, 35, 55, 57
J1629617	33, 37
JA-00175P	133
Valve Body	
J1383116	135
JA-10514	105
Valve Body Assembly	
JA-06430.. 83, 85, 93, 95, 97, 99, 105, 111, 125, 127, 129,	131, 147
Valve Bracket	
J1629112	35, 37, 111

Valve Cap	
JA-10515	105
Valve Guide	
J1568336	157
JA-27453	157, 161, 169
JA-27565	157
Valve Handle	
JA-22348	155
Valve Kit	
J1462118P	41, 47, 137
Valve Repair Kit	
J1010-000763	137
Valve Seat	
JA-10396	163
Valve Stem	
JA-13042	163
JA-27451	163
Valve Stem Assembly	
J1611417P .83, 85, 95, 105, 111, 125, 127, 129, 131, 147	
Valve, 3-Way	
J1142504	103, 133, 149, 165
J1404607	35, 37
J1422740	109
J1426204	93
Varistor Assembly	
J1378652	191, 193
Vent Plug	
J1427103	175, 185

W

Washer	
03189	59
91200	13, 123
F430304	25
F431101	177
F431105	175
F431137	177
F431147	173, 175
J1000975	31, 61, 95, 103, 163, 171
J1001007	13, 15, 161, 183
J1001015	171
J1001213	61, 95, 103
J1001270	151, 153, 155, 161
J1001304	183
J1001338	13, 29
J1085984	191, 193, 195
J1085992	33, 191, 193, 195
J1178391	123
J1185073... 13, 35, 37, 107, 125, 127, 129, 131, 179, 183,	185
J1216357	191, 193, 195
J1359876	135
J1359892	135
J1422278	11
JA-13121	121
JA-15175	11
JA-50647	187
JA-51475	171
JA-52196	83, 85, 95, 111, 125, 127, 129, 131
JA-53116	31, 121
JA-54158	13, 27, 29
JC-43344	189
JC-80513	13, 35, 37, 125, 127, 129, 131, 185
JC-80583	25, 33

N/A items do not appear in index.

M400013 25, 33, 35, 37, 41, 43, 45, 47, 55, 57, 95, 101, 103, 115, 117, 125, 127, 129, 131, 133, 151, 153, 155, 157, 161, 181
M400014 17, 183
M400080 41, 43, 45, 47, 55, 57, 125, 129
M400081 185
M403958 115, 117, 121
Water Gun	
JA-51792 187
Water Gun Assembly	
JA-51110 171, 173, 187
Water Gun Coupling	
JA-50639 187
Water Gun Filter Screen	
JA-50640 187
Water Gun Handle	
JA-50638 187
Water Gun Hose	
JA-51255P 187
Water Gun Nozzle	
JA-50641 187
Water Gun Packing	
JA-50646 187
Water Gun Spring	
JA-50648 187
Wire Harness	
J1364199 191, 193
Wire, 14 Gauge	
J1131333 191, 193
JM-99146 193
JM-99661 191, 193
Wire, 18 Gauge	
45001 189, 191, 193
J1111467 189, 191, 193
Wire, 20 Gauge	
JR-90090 189
Wire, 22 Gauge	
J1279736 189